


MIS 3506

Digital Design & Innovation Studio

12: Creating and Documenting Your Business Rules

Amy Lavin/Steve Sclarow




Final Project DELIVERABLES:

ELECTRONIC SUBMISSIONS via shared OWLbox folder

- Your scope document
- The working JIM prototype (VP File)
- The scenarios that your prototype represents (in VP File)
- Data masters or variables for all data fields on the prototype (in VP File)
- Business rules documented in a separate Word document
- Use Cases that your prototype represents in a separate Word document
- JIM Report as a Word Document
- PowerPoint Presentation

HARDCOPY SUBMISSIONS

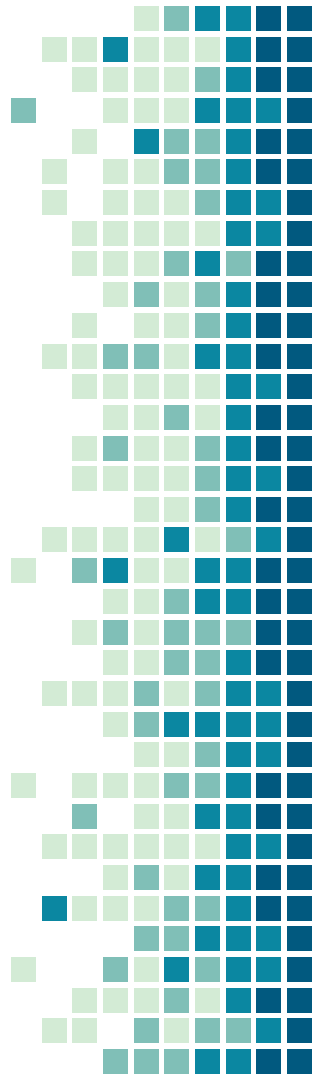
- Your scope document
- JIM report on your prototype with all options turned on
- Your PowerPoint presentation (4 Hardcopies – 3 slides per sheet for each submitted the day of your presentation to distribute to reviewers)




The Presentation: 5 Parts

Follow Design Inquiry Framework


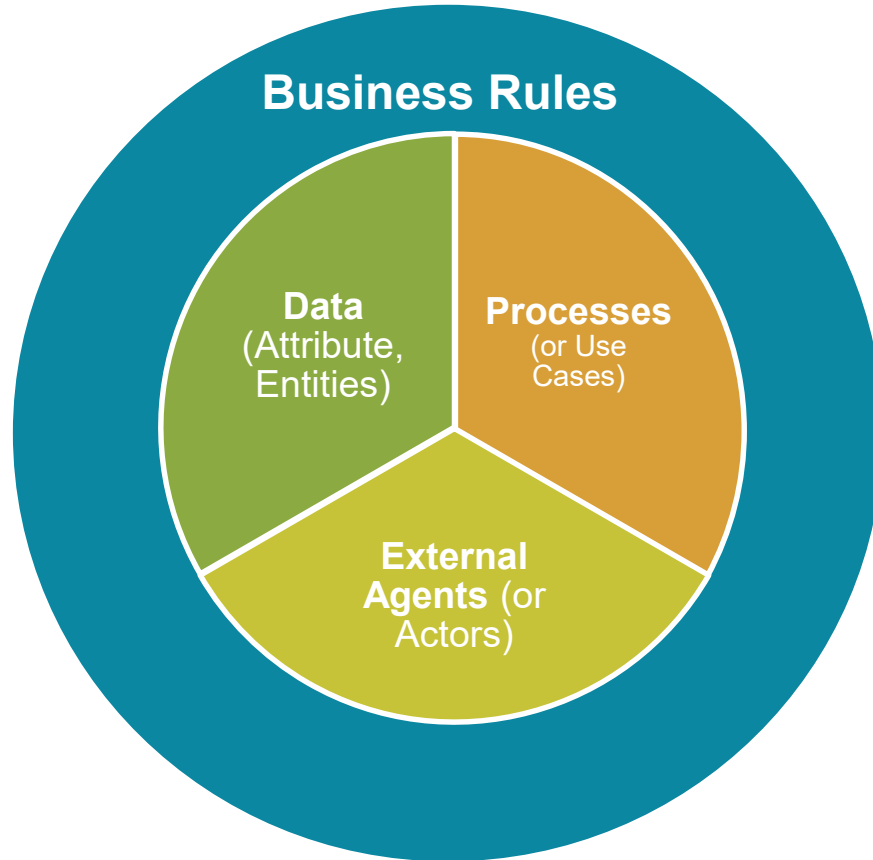
1. **WHAT** do you want to change (good or bad)? [your **BIG IDEA**]
2. **WHO** are the affected stakeholders [**PEOPLE**– your **PERSONAS**]
3. What are their **UNMET NEEDS** and why are they important? [**NEEDS** and **OPPORTUNITIES**]
4. What is your **SOLUTION**? [**DEMONSTRATE YOUR PROTOTYPE**]
5. What **RESOURCES** do you need to create and sustain your solution? [**THE BUSINESS CASE**]



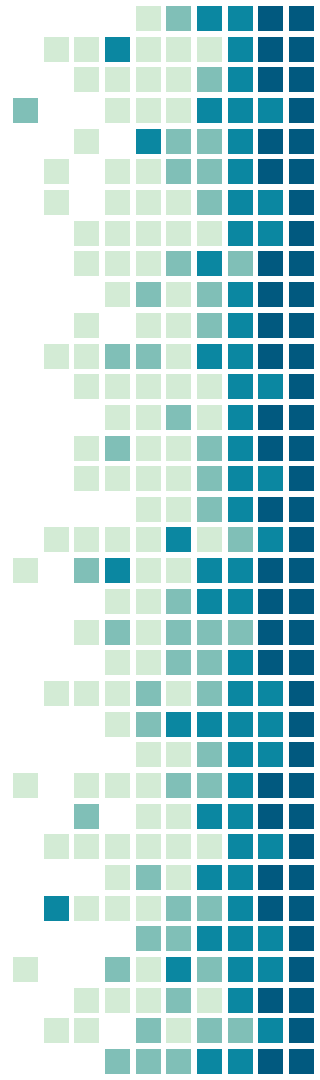
Business Rules



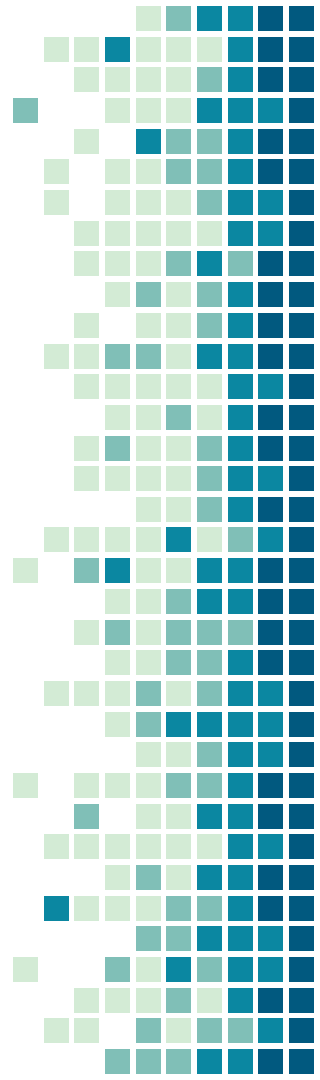
Core Requirement Components



Understanding **HOW** the
client will control their work
and decisions

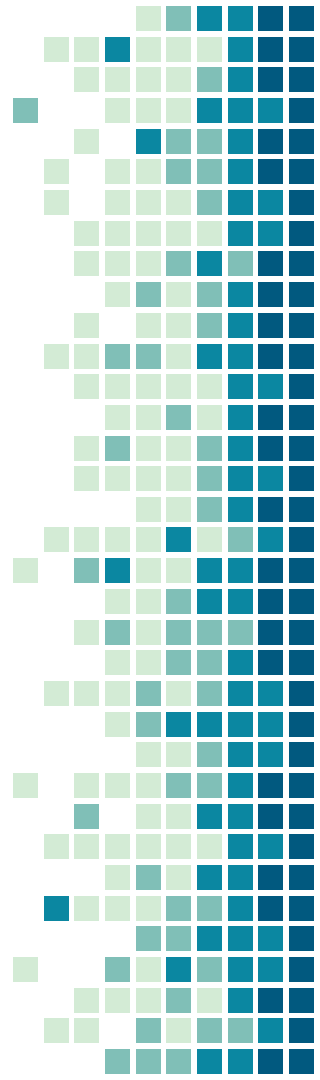


Business Rules are
NOT ABOUT NAVIGATION

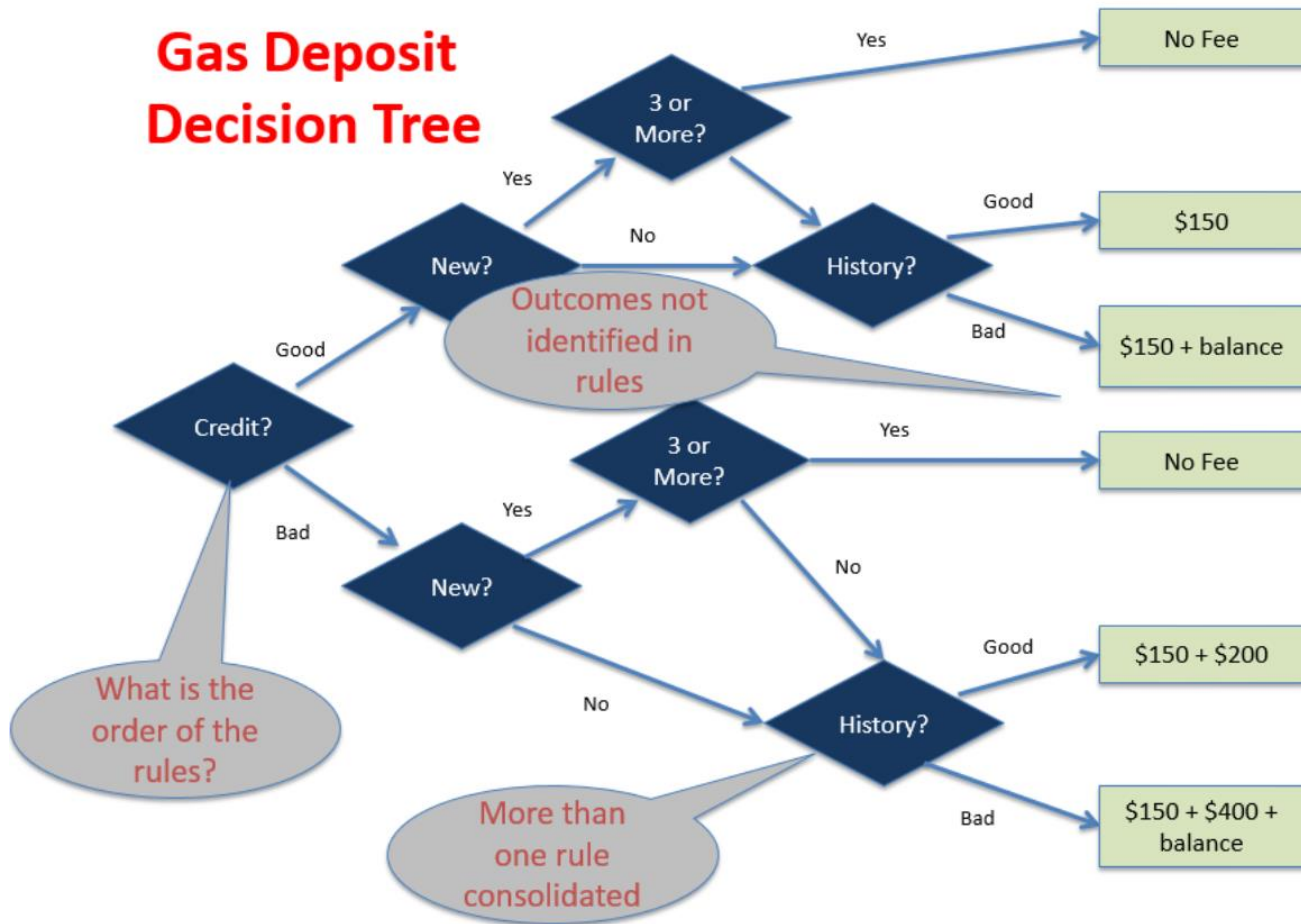


Gas Deposit Business Rules

- A customer with a good credit score is not charged a deposit.
- A customer wanting gas service pays a \$150 “turn on” fee.
- A customer with a balance must pay that balance, in full, before “turn on”.
- A customer with new construction and 3 gas appliances has all fees waived.
- A customer with a poor connect/disconnect history must be charged a deposit of \$400.
- A customer with poor credit score must be charged a \$200 deposit.



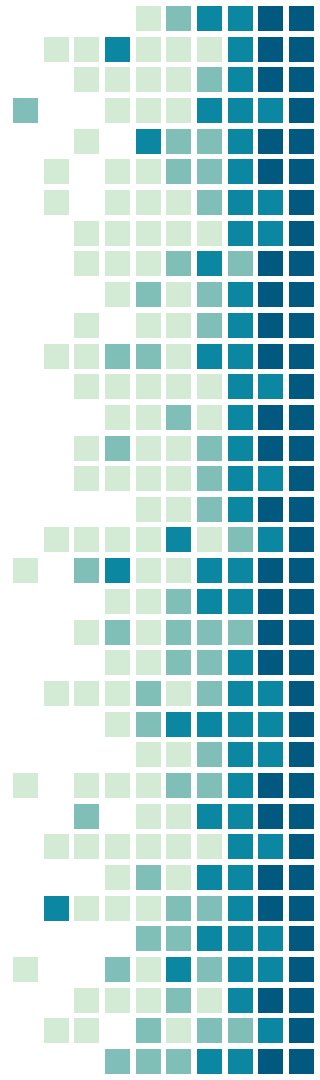
Gas Deposit Decision Tree



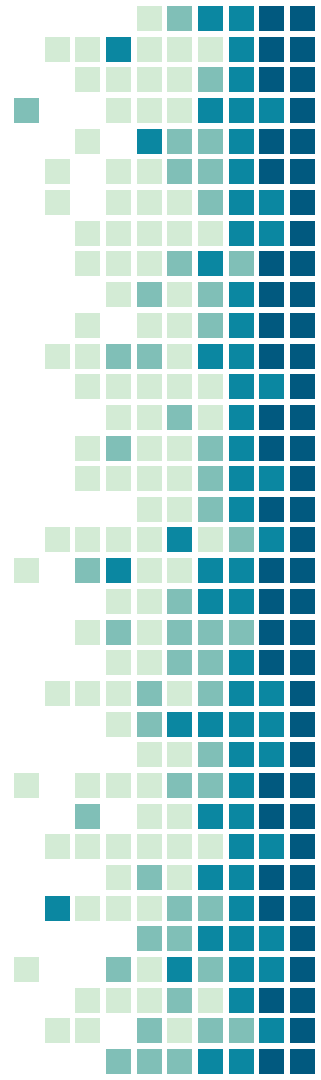
For CLASS 2 . . .

Document all of the **BUSINESS RULES** you will need for your project (and show how your prototype implements them)

- Word document
- Business Rule identifier
- Ordered in an appropriate way



Project Team Work Time

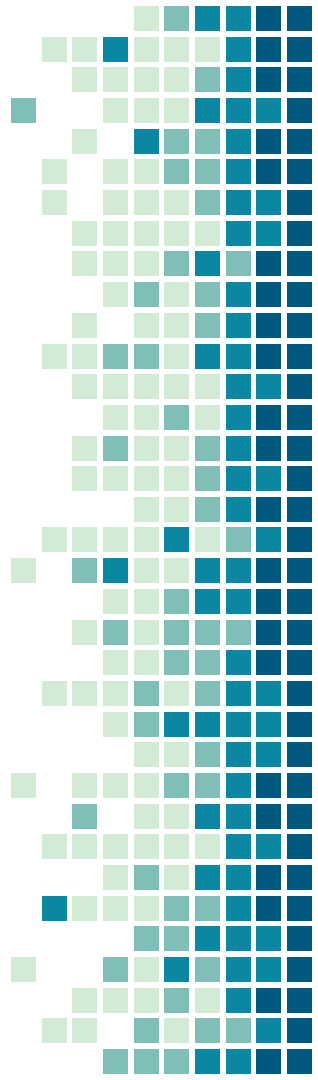


Focus on your Prototype & **PRESENTATION**

Work as a team to develop a presentation strategy. Create a compelling narrative that effectively integrates your persona and their needs. Integrate the prototype into the narrative to demonstrate how your solution meets their needs.

Use the presentation structure we recommend.

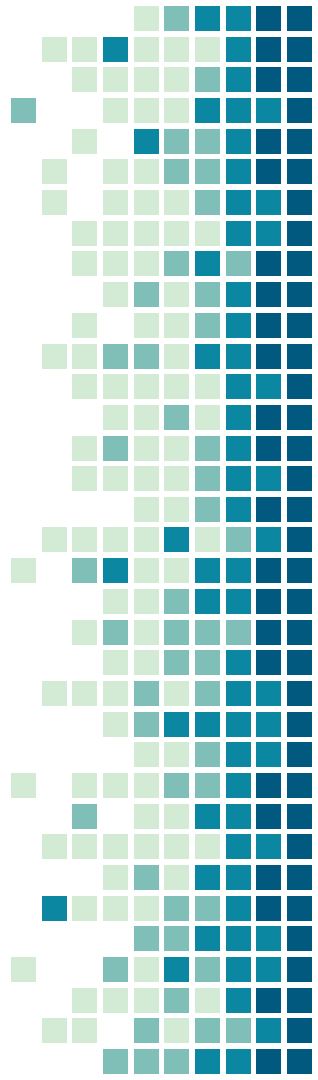
20 Minutes



The Presentation: 5 Parts


Follow Design Inquiry Framework

1. **WHAT** do you want to change (good or bad)? [your **BIG IDEA**]
2. **WHO** are the affected stakeholders [**PEOPLE**– your **PERSONAS**]
3. What are their **UNMET NEEDS** and why are they important? [**NEEDS** and **OPPORTUNITIES**]
4. What is your **SOLUTION**? [**DEMONSTRATE YOUR PROTOTYPE**]
5. What **RESOURCES** do you need to create and sustain your solution? [**THE BUSINESS CASE**]



Team Pairs

15 Minutes Each



Project Team Work Time

