

MIS 5121: Business Processes, ERP Systems & Controls

Basic Accounting / Financials Supplement

Objectives



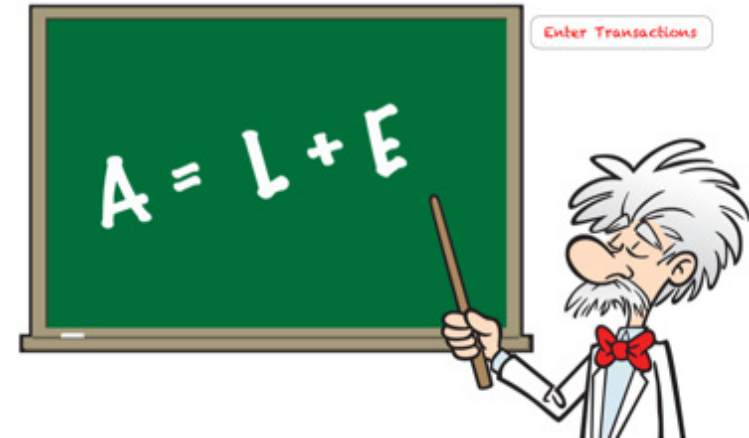
- Introduction, basic summary of accounting principles
- Link the principles together as typically done in real companies
- Demonstrate how these principles are used within SAP system

The Accounting Equation



Assets = Liabilities + Owner's Equity

- Always True
- At all times
- Without Exception



The Accounting Equation



Assets = Liabilities + Owner's Equity

- **Assets:** All Property Owned by Company
- **Liabilities:** All debts Company has outstanding
- **Owner's Equity (aka Shareholder's Equity):**
Company's ownership interest in its assets after all debts have been paid


$$\mathbf{Assets - Liabilities = Owner's Equity}$$

The Accounting Equation



Assets = Liabilities + Owner's Equity

- Always True
- At all times
- Without Exception



The Accounting Equation: Example

Assets = Liabilities + Owner's Equity

- Scenario 1: Own \$300,000 home with \$230,000 Mortgage, Equity in Home is \$ _____

$$\$300,000 = \$230,000 + \$_,__$$

- Scenario 2: One Year later have paid off \$15,000 of Mortgage

$$\$_,__ = \$_,__ + \$_,__$$



The Accounting Equation: Example

Assets = Liabilities + Owner's Equity

- Scenario 1: Own \$300,000 home with \$230,000 Mortgage, Equity in Home is \$ 70,000

$$\$300,000 = \$230,000 + \$70,000$$

- Scenario 2 : One Year later have paid off \$15,000 of Mortgage

$$\$300,000 = \$215,000 + \$ 85,000$$



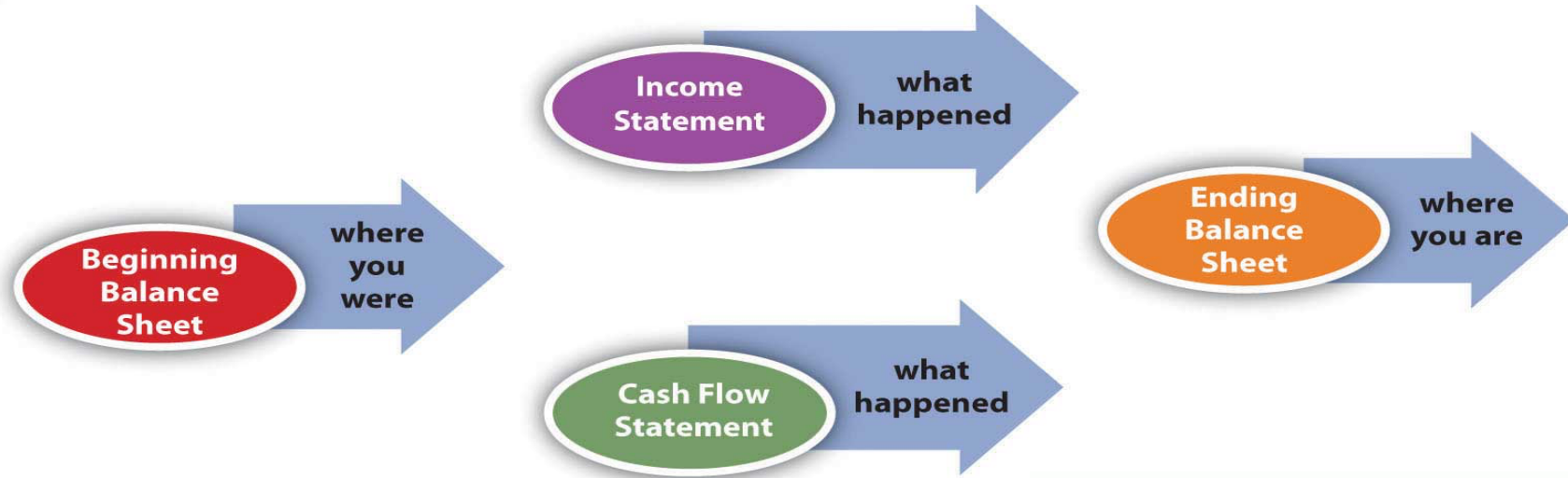
My Asset is Your Liability

Item	You	Bank
Mortgage Loan	Liability	Asset
Checking Account Balance	Asset	Liability
Saving Account Balance	Asset	Liability

Important to understand the perspective of the account holder / owner (which hat are you wearing?)



Financial Statements



Example:

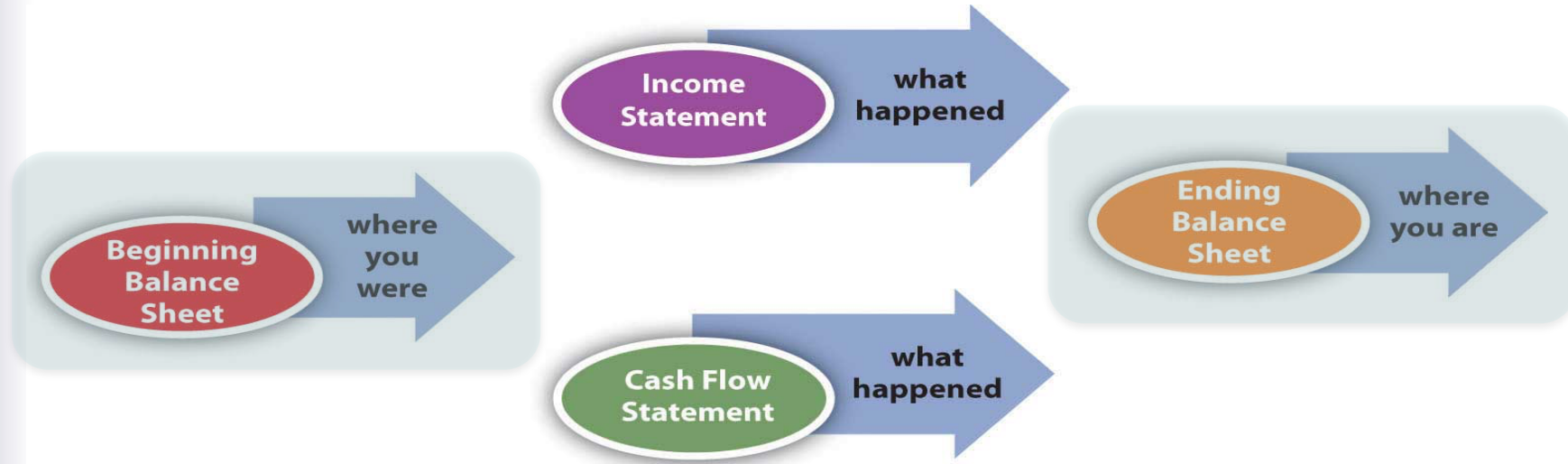
http://www.temple.edu/controller/financial_statements/cal2015ConsolidatedStatementspkg-Final.pdf

Copyright 2003 by Randy Glasbergen.
www.glasbergen.com



"Our books are balanced. 50% of our numbers are real and 50% are made up."

Financial Statements



Example:

http://www.temple.edu/controller/financial_statements/documents/Fiscal2015ConsolidatedStatementspkg-Final.pdf

Balance Sheet

Assets: All Property Owned by Company

- _____
- _____
- _____
- _____



Balance Sheet



Assets: All Property Owned by Company

- **Cash and Cash Equivalents:**
 - Balances in checking, savings accounts
 - Investments maturing within 3 months
- **Inventory:** Goods in stock for Sale or Use
- **Accounts Receivable:** Amounts
- **Property, Plant and Equipment:** Assets not easily converted to cash. e.g. buildings, mfg equipment, computers, vehicles, etc.



Balance Sheet



Liabilities: All debts Company has outstanding

- _____
- _____
- _____

Owners Equity: (aka Stockholder Equity)

- _____
- _____
- _____

Balance Sheet



Liabilities: All debts Company has outstanding

- **Accounts Payable:** Amounts due to suppliers for goods or services already received
- **Notes Payable:** Contractual obligations due to lenders (e.g. bank loans, long term leases)



Owners Equity: (aka Stockholder Equity)



- **Common Stock:** \$\$ invested by company owners
- **Retained Earnings:** Sum of all net income over business life not distributed to owners as dividend



Balance Sheet



Current vs. Long Term

- Common breakdown of Assets and Liabilities
- **Current:** within 12 months or less



Assets	Liabilities
Convert to Cash	Paid Off
e.g. Accounts Receivable	e.g. Accounts Payable
Inventory; Cash	Next 12 months Notes Payment

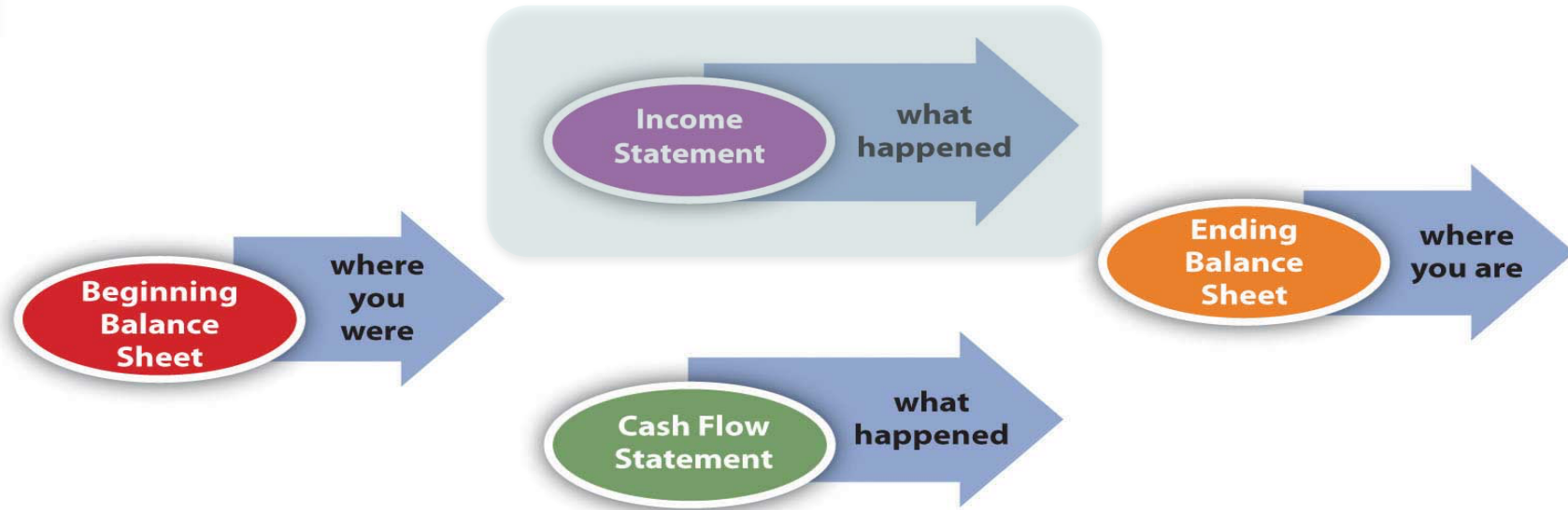
- **Long Term (non-Current):** Everything not current
e.g. Property, Plants, Equipment, Note Payments
> 12 months

Temple University
Of The Commonwealth System of Higher Education
Consolidated Balance Sheets
(in thousands)



	June 30, 2015	June 30, 2014
Current assets:		
Cash and cash equivalents	\$189,008	\$182,512
Investments and self-insurance trust funds	894,418	850,003
Accounts, loans and contributions receivable, net	379,796	416,052
Inventories and other assets	51,437	38,551
Deposits with trustees	31,743	24,554
Total current assets	<u>1,546,402</u>	<u>1,511,672</u>
Non-current assets:		
Accounts, loans and contributions receivable, net	138,806	128,194
Investments and self-insurance trust funds	573,771	551,527
Deposits with trustees	79,694	160,228
Other assets	27,389	28,724
Property, plant and equipment, net	1,771,339	1,729,246
Goodwill and other intangibles	22,415	22,988
Funds held in trust by others	142,716	145,432
Total non-current assets	<u>2,756,130</u>	<u>2,766,339</u>
Total assets	<u><u>\$4,302,532</u></u>	<u><u>\$4,278,011</u></u>
Current liabilities:		
Accounts payable and accrued expenses	\$381,635	\$386,808
Deferred revenue	53,494	54,907
Current portion of long-term debt	34,768	26,131
Current portion of accrued pensions and postretirement benefits	598	641
Total current liabilities	<u>470,495</u>	<u>468,487</u>
Non-current liabilities:		
Accrued expenses and other liabilities	266,239	276,861
Long-term debt	1,166,162	1,198,599
Refundable federal student loans	51,252	50,794
Accrued pensions and postretirement benefits	163,733	130,239
Total non-current liabilities	<u>1,647,386</u>	<u>1,656,493</u>
Total liabilities	<u>2,117,881</u>	<u>2,124,980</u>
Net assets:		
Unrestricted	1,651,970	1,642,977
Temporarily restricted	125,279	137,569
Permanently restricted	407,402	372,485
Total net assets	<u>2,184,651</u>	<u>2,153,031</u>
Total liabilities and net assets	<u><u>\$4,302,532</u></u>	<u><u>\$4,278,011</u></u>

Financial Statements



Example:

http://www.temple.edu/controller/financial_statements/documents/Fiscal2015ConsolidatedStatementspkg-Final.pdf

Income Statement



- Shows financial performance over a period of time (usually a year)
 - vs. Balance Sheet point in time view
 - Balance Sheet: photo, Income Stmt: video
- Also called Profit and Loss (P&L) Statement
- Typical Organization of Statement:
 - Revenue
 - Expenses
 - Net Income

Income Statement



Revenue		
Sales	\$300,000	
Cost of Goods Sold (CoGS)	<u>(100,000)</u>	CoGS: amount paid for goods sold in this period
<i>Gross Profit</i>	200,000	Revenue - CoGS
Expenses		
Rent	30,000	
Salaries & Wages	80,000	
Sales & Administrative	<u>25,000</u>	
<i>Total Expenses</i>	135,000	
Net Income	\$ 65,000	Gross Profit - Total Expenses

Income Statement



Sometimes Separate Operating vs. Non-Operating

- **Operating:** From sale of company's primary products / services

Operating Income: Operating Revenue - Operating Expenses

- **Non-Operating:** Unrelated to core operation of business

e.g. Interest income / expense; investment gain or losses

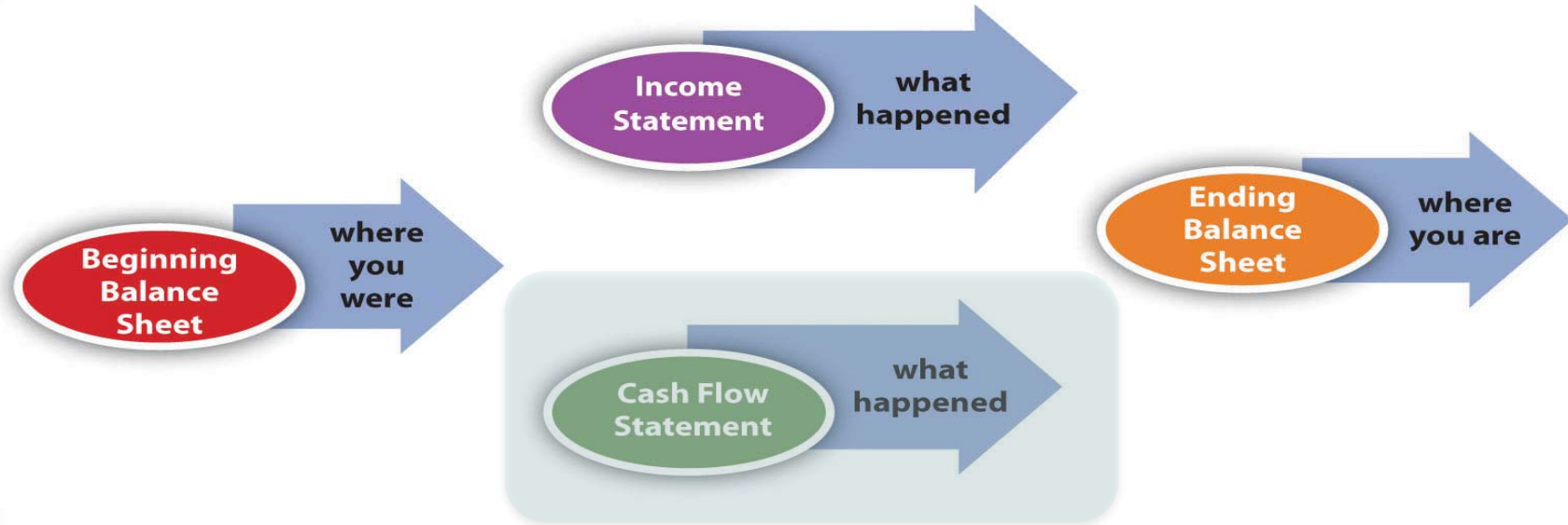
- **Net Income:** Operating Income + Non-Operating Income

Temple University
Of The Commonwealth System of Higher Education
Consolidated Statement of Activities
For the Year Ended June 30, 2014
(in thousands)



	Unrestricted Net Assets	Temporarily Restricted Net Assets	Permanently Restricted Net Assets	Total Net Assets
Revenues:				
Tuition and fees (net of discounts of \$90,499)	\$672,914			\$672,914
Commonwealth of Pennsylvania appropriation	126,624			126,624
Federal grants and contracts	123,713			123,713
Commonwealth of Pennsylvania grants and contracts	12,056			12,056
Local grants and contracts	3,418			3,418
Private grants and contracts	34,761			34,761
Contributions for operations and endowments	23,737	\$21,114	\$15,337	60,188
Investment return	37,922	2,634	367	40,923
Sales of educational activities	8,649			8,649
Auxiliary enterprises	95,133			95,133
Patient care activities (net of bad debt expense of \$47,318)	1,497,846			1,497,846
Other sources	47,698			47,698
Net assets released from restrictions	17,036	(17,036)		
Total revenues	2,701,507	6,712	15,704	2,723,923
Expenses:				
Educational and general:				
Instruction	433,311			433,311
Research	166,235			166,235
Public service	16,433			16,433
Academic support	156,850			156,850
Student services	76,731			76,731
Institutional support	126,527			126,527
Student aid	12,016			12,016
Total educational and general	988,103	0	0	988,103
Auxiliary enterprises	118,558			118,558
Patient care activities	1,580,321			1,580,321
Total expenses	2,686,982	0	0	2,686,982

Financial Statements



Example:

http://www.temple.edu/controller/financial_statements/documents/Fiscal2015ConsolidatedStatementspkg-Final.pdf

Cash Flow Statement



Reports Company's cash inflows and outflows over an accounting period (e.g. year)

- Differences vs. Income Statement
 - Timing
 - Income: Accrual of when revenue / expense delivered (revenue is due or liable for expense)
 - Cash Flow: when cash is actually received or disbursed
 - Cash Flow includes additional types of transactions
 - Investments (e.g. Loans, Capital Expenditures)
 - Dividends

Cash Flow Statement



Cash Flow from Operating Activities		Also: interest paid;
Cash Receipts from Customers	\$300,000	Interest / dividends
Cash paid to Suppliers	(50,000)	From investments
Cash paid to Employees	(40,000)	
Income taxes paid	<u>(55,000)</u>	
<i>Net Cash Flow: Operating Activities</i>	155,000	
Cash Flow from Investing Activities		Also: purchase / sale of
Cash spend on purchase of equipment	<u>(210,000)</u>	Stocks or bonds
<i>Net Cash flow: Investing Activities</i>	(210,000)	
Cash Flow from Financing Activities		Also: take out loan, pay
Dividends paid to shareholders	(25,000)	loan principle, etc.
Cash received from issuing new shares	250,000	From investors
<i>Net Cash Flow: Financing Activities</i>	225,000	
Net Increase (Decrease) in cash:	\$170,000	

Temple University
Of The Commonwealth System of Higher Education
Consolidated Statements of Cash Flows
For the Years Ended June 30
(in thousands)



	<u>2015</u>	<u>2014</u>
Cash flows from operating activities:		
Change in net assets	\$31,620	\$181,932
Adjustments to reconcile change in net assets to net cash provided by operating activities:		
Currency translation adjustment	(77)	38
Provision for bad debts and impairments	57,288	51,352
Depreciation	137,996	130,491
Amortization and accretion	1,081	(2,595)
Realized and unrealized gain on investments	(1,702)	(80,566)
Actuarial change in accrued pensions and postretirement benefits	37,591	(11,664)
Loss on disposal of property, plant and equipment	953	1,856
Noncash contributions received	(2,184)	(434)
Proceeds from sale of donated securities	2,184	434
Contributions, grants and investment income of and for property, plant and equipment and for long-term investment	(61,205)	(94,670)
Changes in operating assets and liabilities:		
Accounts and contributions receivable	(65,644)	(105,189)
Inventories and other assets	(10,326)	186
Accounts payable and accrued expenses	(1,170)	31,547
Deferred revenue	(1,413)	(7,212)
Accrued pensions and postretirement benefits	993	(1,866)
Net cash provided by operating activities	<u>125,985</u>	<u>93,640</u>
Cash flows from investing activities:		
Purchases of investments, deposits with trustees and self-insurance trusts	(928,547)	(940,487)
Sales and maturities of investments, deposits with trustees and self-insurance trusts	939,651	953,722
Purchases of property, plant and equipment	(198,231)	(204,037)
Proceeds from sale of property, plant and equipment	305	31
Loans to students	(9,959)	(10,987)
Proceeds from collections on student loans	9,561	8,605
Net cash used by investing activities	<u>(187,220)</u>	<u>(193,153)</u>
Cash flows from financing activities:		
Proceeds from contributions, Commonwealth grants and investment income restricted to property, plant and equipment and long-term investment	91,125	70,371
Refundable federal student loans	458	(215)
Change in split interest agreements	(371)	110
Proceeds from long-term debt	3,743	6,123
Payments to retire long-term debt	(27,161)	(36,154)
Net cash provided by financing activities	<u>67,794</u>	<u>40,235</u>
Exchange rate adjustments	(63)	(51)
Net increase/(decrease) in cash and cash equivalents	<u>6,496</u>	<u>(59,329)</u>
Cash and cash equivalents at beginning of the year	<u>182,512</u>	<u>241,841</u>
Cash and cash equivalents at end of the year	<u>\$189,008</u>	<u>\$182,512</u>
Supplemental disclosure of cash flow information:		
Cash paid for interest	\$62,656	\$63,847
Property, plant and equipment acquired through capital leases	\$1,742	\$22
Accrued property, plant and equipment	\$9,821	\$28,544

Debits and Credits



Single-Entry: e.g. personal checkbook



Cash Account

1904		Dr.		Cr.	
Jan 1	Cash on hand		234 17		
	Paid Jan. rent to C. L. Isaacs				1
3	Cash sales		2 60		
14	Recd. from E. D. Williams, in full	115			
23	- " B. P. Johns, on act.	8			
28	Paid to P. J. Keen, on account,				8
	- wages for January				12
31	Balance forward to Page 18.				13
			359 77		35

Double-Entry: Required for MAP



- Equal Debits and Credits made in accounts for each transaction
- Enforces Accounting Equation

Assets = Liabilities + Owner's Equity

Debits = Credits



Debits and Credits



- Example 1: Company uses \$ 40,000 cash to purchase new equipment

$$\begin{array}{rclclcl} \text{Assets} & = & \text{Liabilities} & + & \text{Owner's Equity} & \\ \text{Cr } -40,000 & = & \text{--} & + & \text{--} & \\ \text{Dr } +40,000 & & & & & \end{array}$$

- Example 2: Company purchased equipment with a loan



$$\begin{array}{rclclcl} \text{Assets} & = & \text{Liabilities} & + & \text{Owner's Equity} & \\ \text{Dr } +40,000 & = & \text{Cr } +40,000 & + & \text{--} & \end{array}$$



Debits (Dr) and Credits (Cr)



- Dr and Cr only designate the two halves of each transaction - also known as a 'Journal Entry'
- Impact on balance depends on type of account

Balance Sheet Accounts

Asset	
Debit	Credit
Increase (+)	Decrease (-)

Liability	
Debit	Credit
Decrease (-)	Increase (+)

Owner's Equity	
Debit	Credit
Decrease (-)	Increase (+)

Income Statement Accounts

Revenue	
Debit	Credit
Decrease (-)	Increase (+)

Expense	
Debit	Credit
Increase (+)	Decrease (-)

Copyright 2013 Money-Zine.com



Debits and Credits



- Example 1: Loan Funds Received

Dr. Cash	10,000	
Cr. Loan ABC Bank		10,000

- Ex 2: Cash Sale

Dr. Cash	1,000	
Cr. Sales Revenue		1,000

- Ex 3: Pay Electricity Bill

Dr. Electricity Expense	500	
Cr. Cash		500




General Ledger (G/L)

- Place where all company's journal entries get recorded
- Original: paper ledger Today: accounting software
- Key financial document-Source for All financial statements

Stage 1 - Journals - Transaction recorded by date order

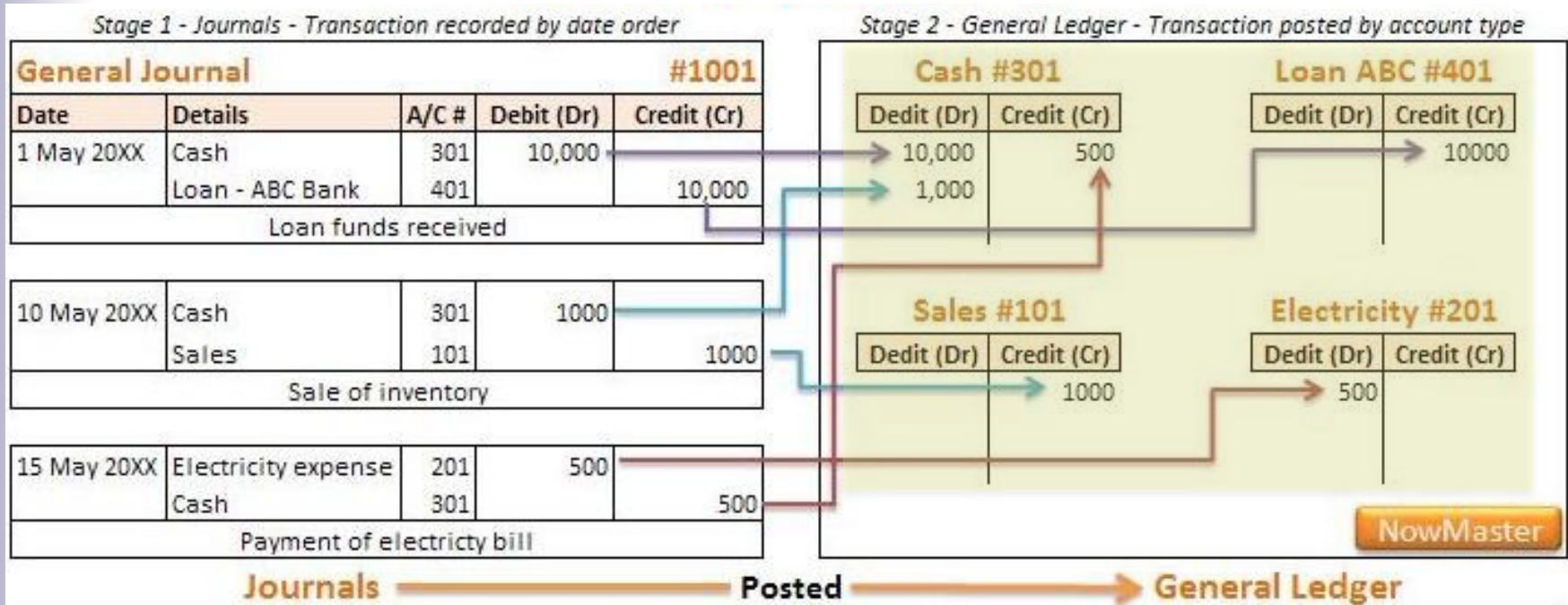
General Journal		#1001		
Date	Details	A/C #	Debit (Dr)	Credit (Cr)
1 May 20XX	Cash	301	10,000	
	Loan - ABC Bank	401		10,000
Loan funds received				
10 May 20XX	Cash	301	1000	
	Sales	101		1000
Sale of inventory				
15 May 20XX	Electricity expense	201	500	
	Cash	301		500
Payment of electricity bill				
Journals		Pc		



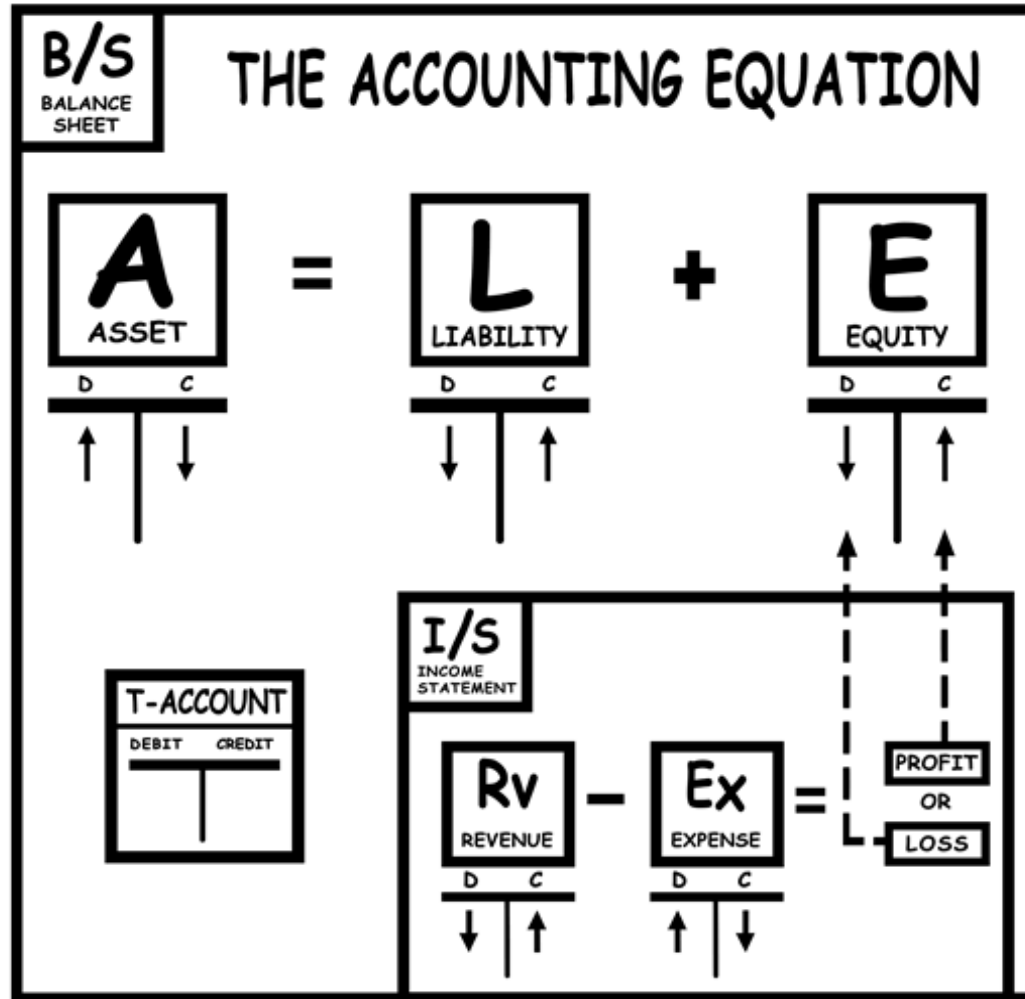
T-Accounts



- Tool to view activity in an account over period of time
- Useful tool to visualize impact of transaction series
- Beginning and ending balances sometimes included



Summary



General Ledger (G/L) in SAP

- Global Bike Inc. company G/L accounts are in three groups



Account Group	Number Range
BS – Balance Sheet	100000 – 399999
PL – Profit and Loss	400000 – 999999
RA – Reconciliation	110000 – 310000

Profit and Loss (P&L) accounts track the income and expenses (aka Income Statement Accounts). At end of fiscal year, “closed” to **Retained Earnings** balance sheet account.

Reconciliation Accounts track changes to sub-ledger accounts (e.g. for each vendor, customer). When sub-ledger account posted, automatic posting made to **Reconciliation** G/L account to keep the G/L balanced.



General Ledger (G/L) in SAP



Accounting ▷ Financial Accounting ▷ General Ledger ▷ Information System ▷ General Ledger Reports ▷ Master Data ▷ G/L Account List ▷ SAP minimal variant Transaction: S_ALR_87012327

G/L Account List



General selections

Company Code

52FS

G/L Account List

FS Overview (860)
Milwaukee

G/L Account List

Time 15:26:54 Date 04/01
RFSKVZ00/FS-52 Page

ChartofAccts: CHFS = Fitter Snacker Chart of Accounts
Sort: G/LAccount, CompanyCode

Name 1	Contents 1	Name 2	Contents 2	Name 3	Contents 3	Name 4	Contents 4
G/L acct	100000	Company Code	Company Code Name				
Section GENERAL DATA							
Long Text	Federal	Standard Bank Account		Account Group	BS		
Section STATUS IN CHART OF ACCTS							
Creation block		Posting Block		Planning block		Deletion flag	
G/L acct	100000	Company Code	52FS Company Code Name	52 Fitter Snacker			
Section ACCOUNT CONTROL							
Tax category		Reconcil.ID		E/R diff. key		Acct currency	USD
Balances in LC	X	W/o tax		Account extern.			
Section ACCOUNT MANAGEMENT							
Line items	X	OI management		Sort key	001		
Section DOCUMENT ENTRY CONTROL							
Field status gp	ZGBS	Auto. posting		Supplement		Rec.act ready	

G/L acct	110000	Company Code	Company Code Name				
Section GENERAL DATA							
Long Text		Accounts Receivable Reconciliation		Account Group	RA		
Section STATUS IN CHART OF ACCTS							
Creation block		Posting Block		Planning block		Deletion flag	
G/L acct	110000	Company Code	52FS Company Code Name	52 Fitter Snacker			
Section ACCOUNT CONTROL							

Enter company code, then click on the execute icon

Cost Controlling (CO) in SAP



- General Ledger (G/L) used by external users (via statements)
- Internal users use G/L data but also need more cost details -> CO
- Different requirements for internal & external accounting data users although the underlying data usually the same for both
- Data can be “captured” when recording business transactions and then presented in different ways for different users
- Expenses relevant to cost accounting are recorded in CO with:
 - Primary Cost Element - 1 to 1 relationship with G/L account
 - Secondary Cost Element – logical groupings of costs
 - Cost Center
 - Where costs occur in organization
 - Required for CO relevant postings
 - Organized in Standard Hierarchy

Cost Controlling (CO) in SAP



Accounting ▷ Controlling ▷ Cost Center Accounting ▷ Master data
▷ Standard Hierarchy ▷ Display Transaction: OKENN

Set Controlling Area

Controlling Area: 52FS

Buttons: [OK] [Cancel] [Apply]

Enter ##FS in Controlling Area, then click Enter

Standard Hierarchy for Cost Centers Display

Object Manager

as of 01/01/2014

Standard Hierarchy	Name	Activation sta...	P
FS-CC-52	52 Fitter Snacker Hierarchy		
52HQ	Headquarters Group		
52MFG	Manufacturing Group		

Hit list

Cost center group	Name...
FS-CC-52	52 Fitter Snacker Hierarchy

Click on the arrow / chevron next to ##HQ to expand the group

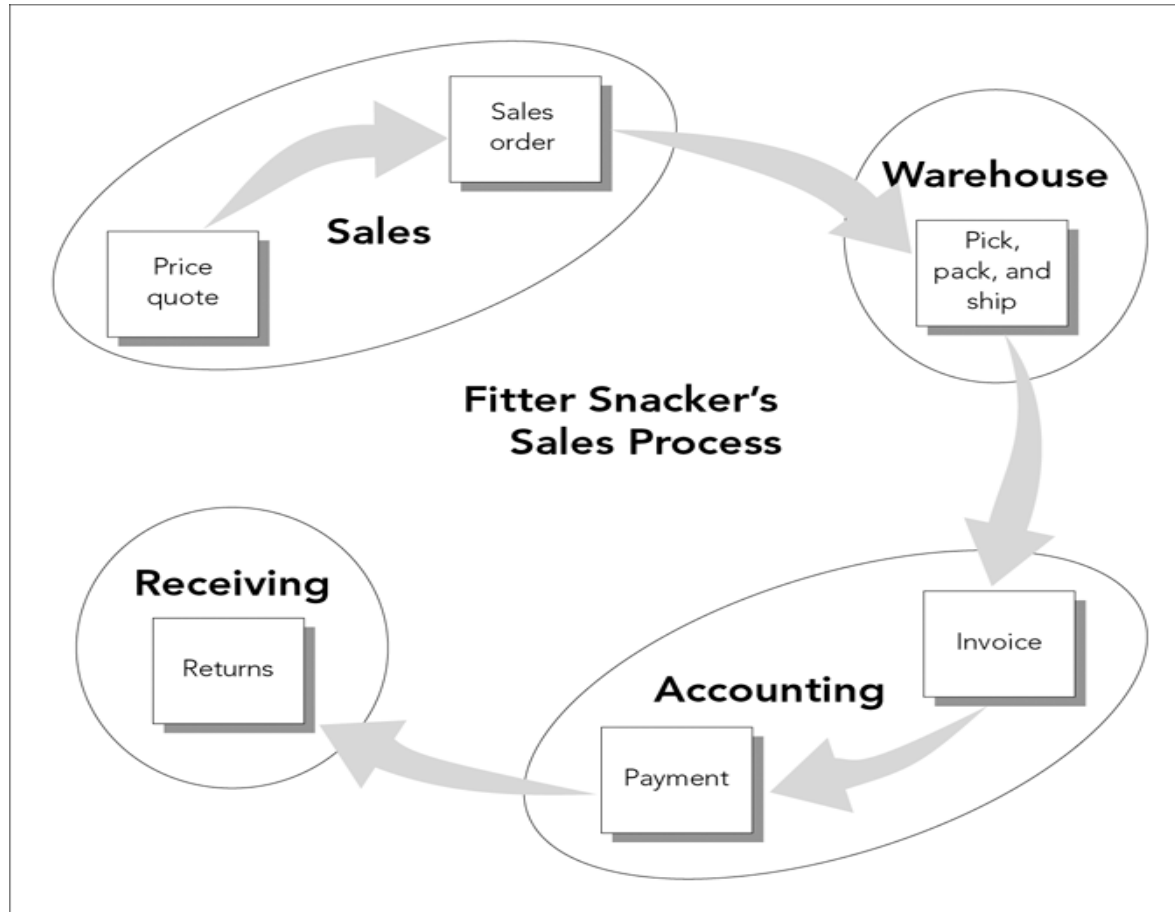
References

- Piper, David CPA '**Accounting Made Simple**', Simple Subjects LLC. ISBN 978-0-981452-2-1

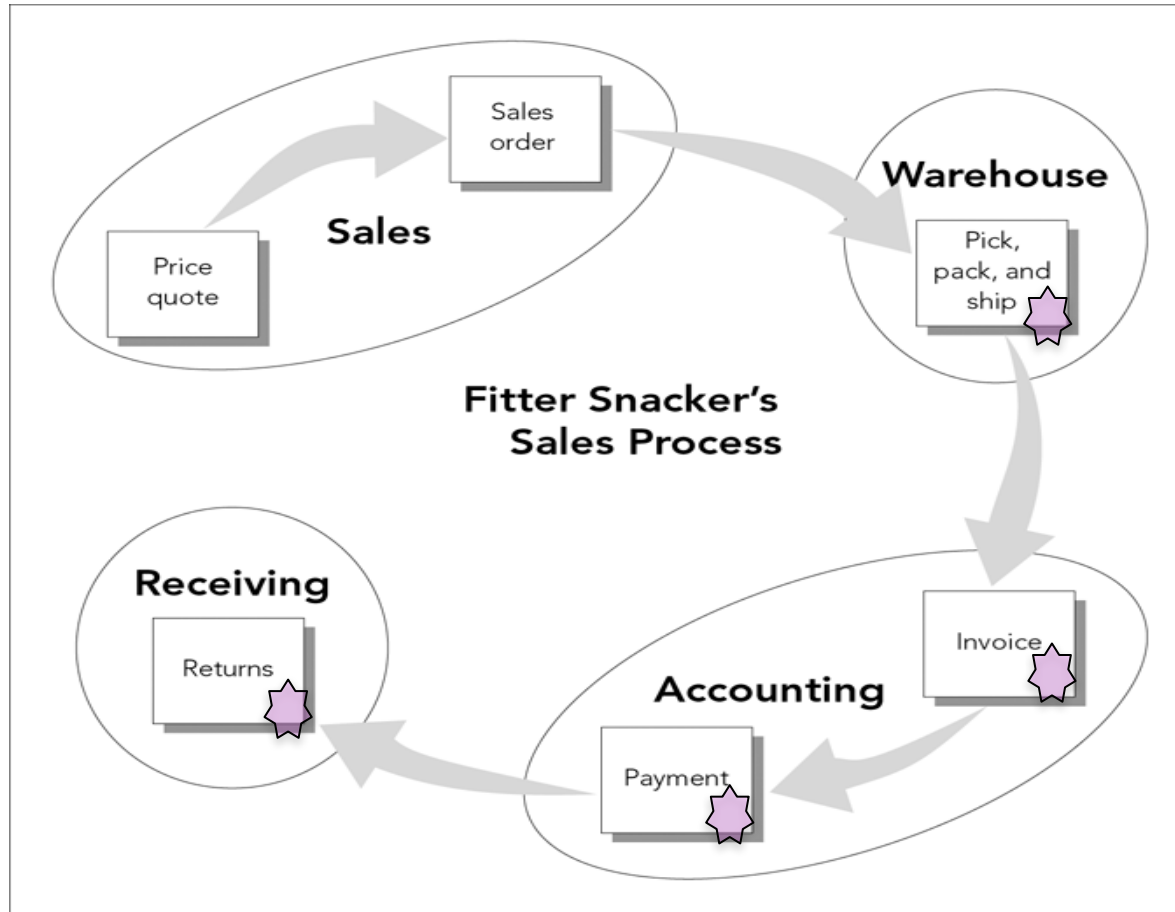


Extra Slides

Sales Process – Where are the Accounting Entries?



Sales Process: Accounting Entries



Activity to Date in SAP

Information System ▷ General Report Selection ▷ Financial Accounting
▷ General Ledger Reports ▷ Document ▷ General ▷ Line Item Journal
▷ Line Item Journal
Transaction: S_ALR_87012291

Line Item Journal

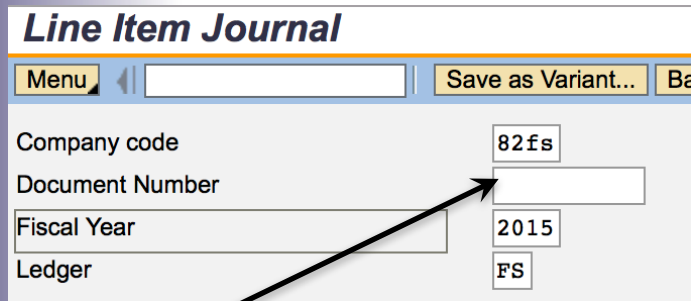
Menu ◀ [] Save as Variant... Ba

Company code 82fs

Document Number []

Fiscal Year 2015

Ledger FS



Enter company code ##FS, and
Fiscal Year then click execute icon

Activity to Date in SAP

Information System ▷ General Report Selection ▷ Financial Accounting
▷ General Ledger Reports ▷ Document ▷ General ▷ Line Item Journal
▷ Line Item Journal
Transaction: S_ALR_87012291

Line Item Journal

Menu ◀ [] Save as Variant... Ba

Company code 82fs

Document Number []

Fiscal Year 2015

Ledger FS

Enter company code ##FS, and Fiscal Year then click execute icon

- Hit 'Sort in Ascending Order' icon
- Highlight & remove all current 'Sort Fields' (Double arrow to right).
- Choose the listed fields 1 by 1 from the list on the right and move to the 'Sort Fields' list (single arrow to left).
- Click Copy icon

Define Sort Order

Sort fields	Column content		
Company Code		◉	○
Posting Date		◉	○
Document Number		◉	○
Account		◉	○

Field list	Col. content
Account Type	
Document Type	
Sp.G/L trans.type	
Posting period	
Entry Date	
Line item	
Document Date	
Business Area	
Posting Key	
Special G/L ind.	
Sales-Related	
User Name	

Copy

Activity to Date in SAP

Activity from previously executed process steps (e.g. Sales Process, etc.) are listed. **Note:** Offsetting Debits and Credits for each document

Line Item Journal

Menu														Back	Exit	Cancel	System	Details	Sort in Ascending Order	Sort in Descending Order	Set Filter	Delete Filter	Total
82 Fitter Snacker				Line Item Journal						Time 23:01:30		Date 11/14/15											
Kalamazoo				Ledger FS						RFEP0J00/FSFAC-09		Page											
Pstng Date	Entry Date	DocumentNo	Itm	Doc. Date	BusA	PK	SG	SL	Account	User Name	LCurr	Amount in LC	Tx	Assignment	S								
CoCode		82FS	Acct Type	D Type	RV SpG/L		Period		201510														
10/30/2015	10/30/2015	90000000	1	10/30/2015		01	X	83		FSFAC-09	USD	2,655.00		0090000007									
CoCode		82FS	Acct Type	S Type	RV SpG/L		Period		201510														
10/30/2015	10/30/2015	90000000	2	10/30/2015		50			600000	FSFAC-09	USD	2,950.00-		20151030									
10/30/2015	10/30/2015	90000000	3	10/30/2015		40			610000	FSFAC-09	USD	295.00		20151030									
CoCode		82FS	Acct Type	D Type	DZ SpG/L		Period		201510														
10/30/2015	10/30/2015	1400000000	2	10/30/2015		15			83	FSFAC-09	USD	2,655.00-		20151030									
CoCode		82FS	Acct Type	S Type	DZ SpG/L		Period		201510														
10/30/2015	10/30/2015	1400000000	1	10/30/2015		40			100000	FSFAC-09	USD	2,655.00		20151030									
CoCode		82FS	Acct Type	M Type	WL SpG/L		Period		201510														
10/30/2015	10/30/2015	4900000001	1	10/30/2015		99			200200	FSFAC-09	USD	2,448.00-		20151030									
CoCode		82FS	Acct Type	S Type	WL SpG/L		Period		201510														
10/30/2015	10/30/2015	4900000001	2	10/30/2015		81			790000	FSFAC-09	USD	2,448.00		20151030									

Statement of Retained Earnings

Retained Earnings as of Jan 1, 2014	\$30,000	
Net Income	50,000	From Income Stmt
Dividends Paid to Shareholders	<u>(20,000)</u>	
Retained Earnings - Dec 31, 2014	40,000	

- Retained Earnings: not the same as Cash
 - Retained Earnings: undistributed profits over company's existence
 - Is a *distribution* of profits (expenses reduce profit)
 - Usually are invested to grow business (buy inventory, purchase property and equipment, etc.)

Accounting ▷ Financial Accounting ▷ General Ledger ▷ Posting ▷ Enter G/L Account Document Transaction: FB50

Enter G/L Account Document: Company Code 52FS

Tree on Company Code Hold

Basic data Details

Document Date: 04/01/2014 Currency: USD Total deb.: 0.00 USD

Posting Date: 04/01/2014 Total cred.: 0.00 USD

Reference:

Doc.Header Text:

Cross-CC no.:

Company Code: 52FS 52 Fitter Snacker Kalamazoo

0 Items (No entry variant selected)

S...	G/L acct	Short Text	D/C	Amount in doc.curr.	Loc.curr.amount	T..	Tax jurisdictrn code	W	Assig
	740000		Debit	500	0.00				
	100000		Cred...	500	0.00				
					0.00				

You can enter the current date easily by clicking on the date field and then pressing the **F4** key to call up the calendar, then clicking on the **F2** key to select today's date

Note that the Currency and Company code were entered automatically because of the Parameter ID settings

Enter **740000** for the first account, select **Debit**, then enter **500**
 Enter **100000** for the second account, select **Credit**, then enter **500**

Accounting ▾ Financial Accounting ▾ Accounts Payable ▾ Document Entry ▾ Invoice Transaction: FB60

Enter Vendor Invoice: Company Code 52FS

Tree on Company Code Hold Simulate Park Editing options

Transactn Invoice Bal. 0.00

Basic data Payment Details Tax Notes

Vendor 100502 SGL Ind

Invoice date 04/01/2014 Reference

Posting Date 04/01/2014

Cross-CC no.

Amount 4875 USD Calculate tax

Tax amount

Text

Company Code 52FS 52 Fitter Snacker Kalamazoo

0 Items (No entry variant selected)

↳ S...	G/L acct	Short Text	D/C	Amount in doc.curr.	L...	Co...	Tradi...	Bu...	Pa...	Cost center	Order
	780000		Debit ▾	4875		52FS				A060	
			Debit ▾			52FS					

Search for Vendor (Lansing Leasing)
 Enter today's date for invoice date
 Enter **4875** for amount

Enter **780000** for G/L acct
 Select Debit
 Enter **4875** for amount
 Enter **A060** for Cost Center

Accounting > Financial Accounting > Accounts Payable > Outgoing Payment > Post

Transaction: F-53

Post Outgoing Payments: Header Data

Process open items

Document Date	04/01/2014	Type	K2	Company Code	52FS
Posting Date	04/01/2014	Period	4		
Document Number					
Reference				Gross-Trade	
Doc.Header Text					
Clearing text					

Bank data

Account	100000	Business Partner	
Amount	4875		
Bank charges			
Value date		Profit Center	
Text	Lease	Assignment	

Open item selection

Account	100502	
Account Type	K	<input type="checkbox"/> Other accounts
Special G/L ind		<input checked="" type="checkbox"/> Standard OIs
Pmnt advice no.		
<input type="checkbox"/> Distribute by age		
<input type="checkbox"/> Automatic search		

Additional selections

- None
- Amount
- Document Number
- Posting Date
- Dunning Area
- Others

Enter today's date for Document Date
Enter **100000** for Bank data Account
Enter **4875** for Bank data Amount
Enter **Lease** for Bank data Text

Search for vendor ## Lansing Leasing (follow previous steps)

Accounting Detail

Document Number: 90000002
Company Code: FS
Fiscal Year: 2004
Document Date: 09/06/2004
Posting Date: 09/06/2004
Period: 9
Reference: WH100
Cross-CC no.:
Currency: USD
Texts exist:

Items in document currency

Itm	PK	BusA	Acct no.	Description	Tx	Amount in	USD
001	01	1		West Hills Athletic Club		2,160.00	
002	50		600000	Sales Revenue		2,400.00-	
003	40		610000	Sales Discount		240.00	

Accounting document 90000002, accessible from the document flow screen

Accounts affected by the sales order

Figure 3-12 Accounting detail for the West Hills sales order

Workshop Parameters

- FOP X Financial Accounting Options
- BUK ##FS Company Code
- EKO ##PS Purchasing Organization
- FWS USD Currency
- GJR 20__ Fiscal Year
- KPL CHFS Chart of Accounts
- SPR ENGLISH Language
- WRK ##PT Plant

Your Assigned number based on User ID