

**i** We're excited to announce the new Google Analytics, designed to give you the essential insights you need to be ready for what's next. You can access the new Google Analytics experience by setting up a Google Analytics 4 property, formerly known as "App + Web" property.

[Dismiss](#)

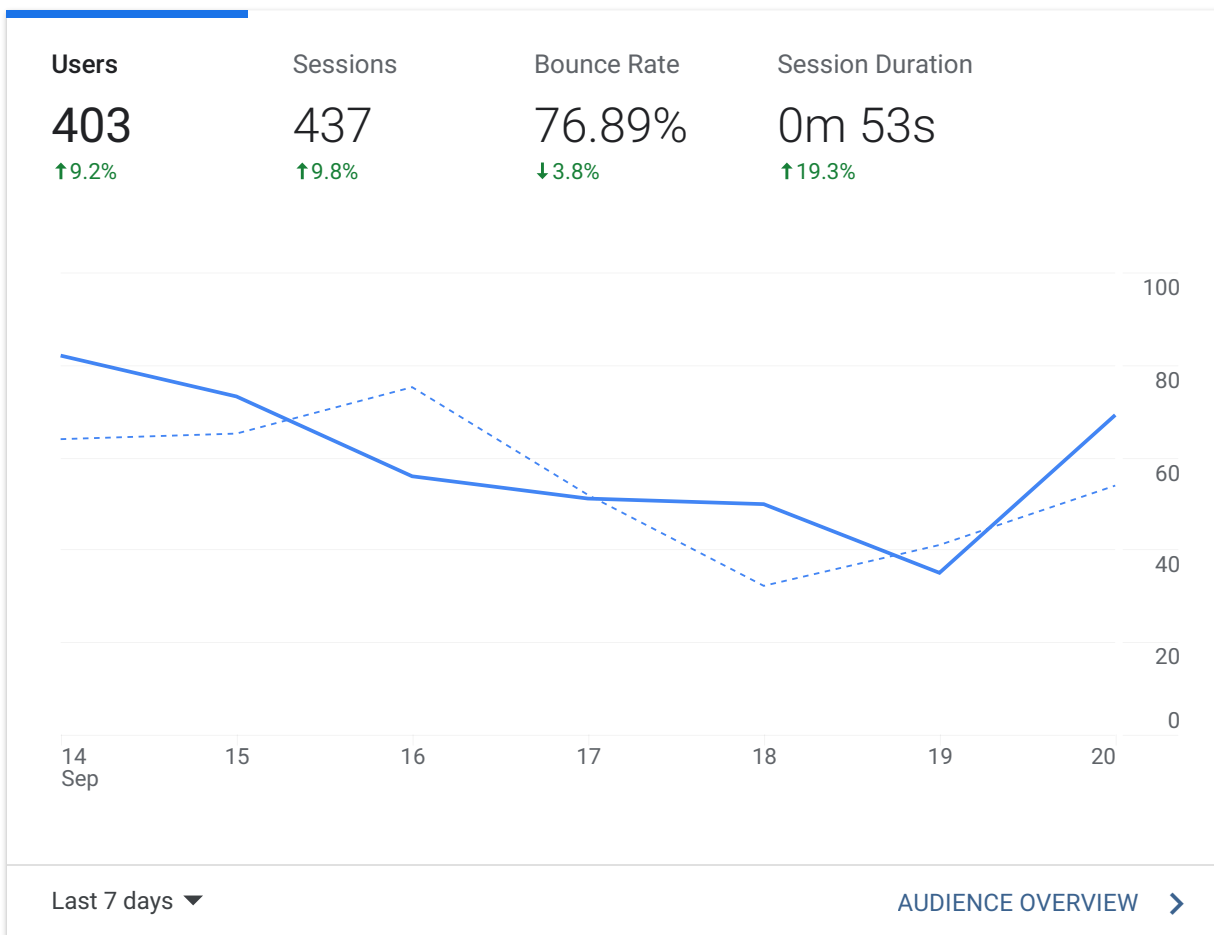
[Learn more](#)



Try searching for "site content"



### Google Analytics Home



Active Users right now  
**0**

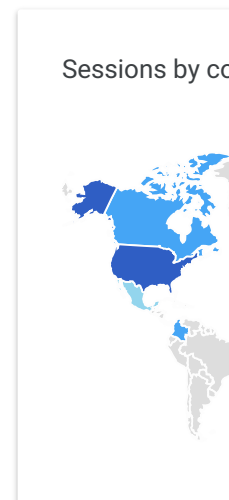
Page views per month

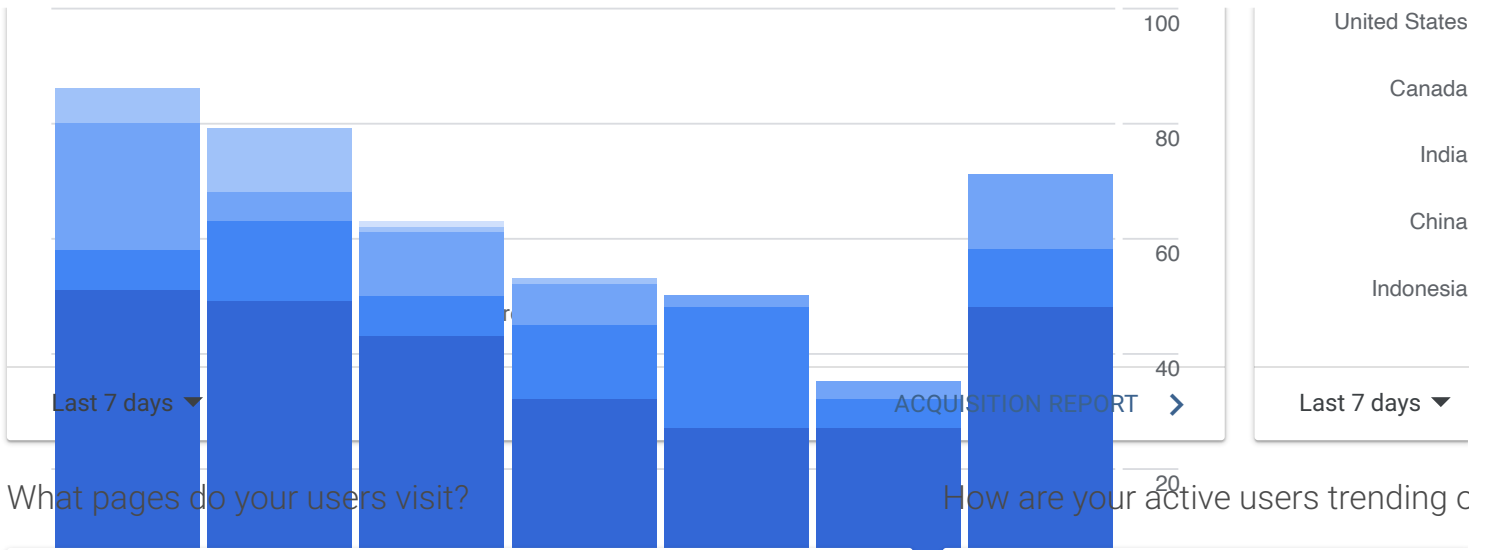
Top Active Pages  
No data available

### How do you acquire users?

Traffic Channel	Source / Medium	Referrals

### Where are your users?





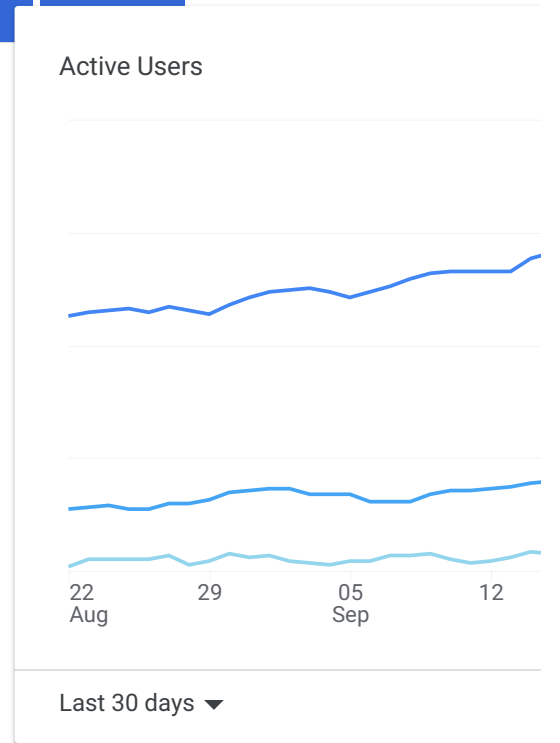
What pages do your users visit?

How are your active users trending c

Page	Pageviews	Page Value
/accelerator	205	\$0.00
/	115	\$0.00
/girls-leading-girls	51	\$0.00
/defend-them-all	48	\$0.00
/summaries/2020/9/3/...high-impact-low-risk	32	\$0.00
/wesley-house	28	\$0.00
/nonprofit-resources	24	\$0.00
/summaries	24	\$0.00
/what	21	\$0.00
/alumni	16	\$0.00

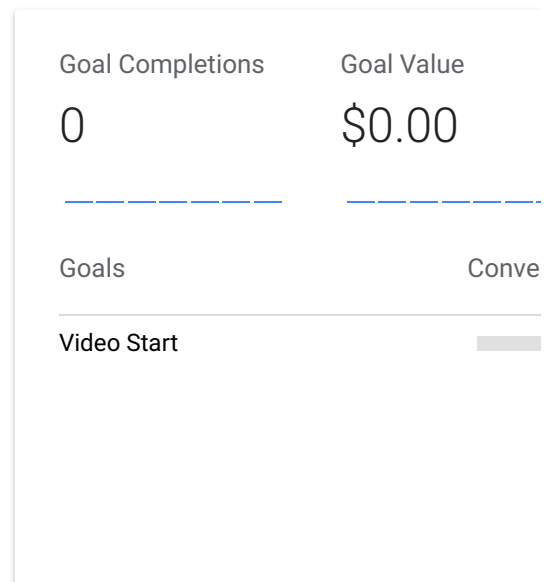
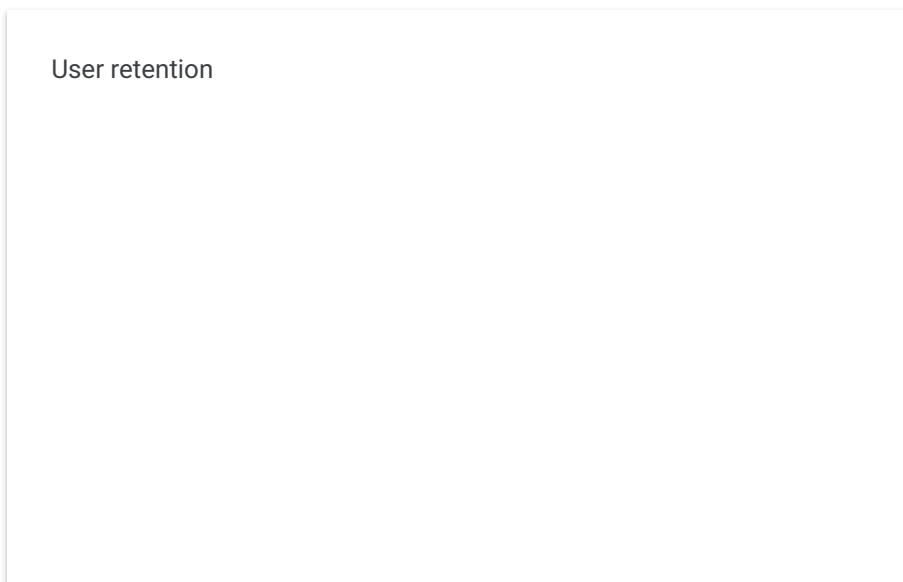
Last 7 days ▼

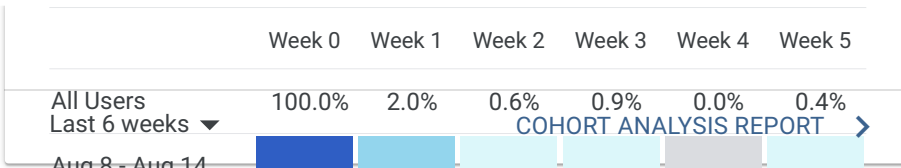
PAGES REPORT >



How well do you retain users?

How are you performing against goa





Last 7 days ▼

### How are your Google Ads campaigns performing?

Clicks

291

Revenue

\$0.00

Top Campaigns	Clicks	Cost	Google Ads Revenue
Donors - 2021 / 10331255952	140	\$701.51	\$0.00
non-profits 2... 12317417513	123	\$538.95	\$0.00
Blog Article .../ 2090283751	28	\$366.15	\$0.00
Awareness / 1628977835	0	\$0.00	\$0.00
Donations / 1622833165	0	\$0.00	\$0.00
Drive donations / 1345214526	0	\$0.00	\$0.00

Last 7 days ▼

[GOOGLE ADS CAMPAIGNS >](#)