

# Managing Enterprise Cybersecurity

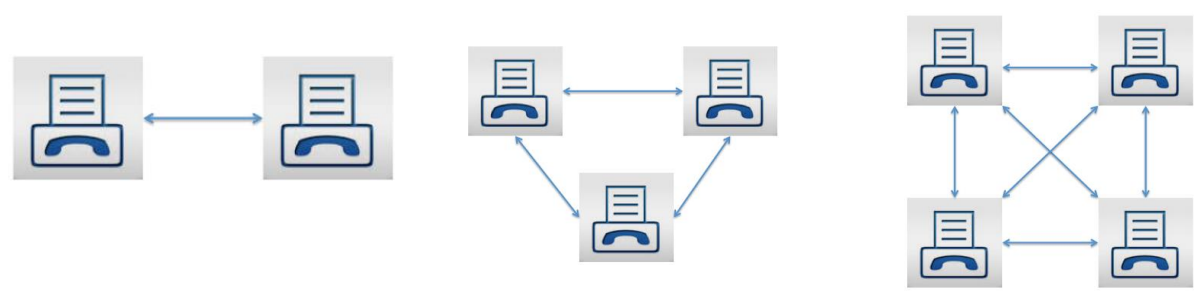
## MIS 4596

Class 9

# Agenda

- Key sharing problem: Metcalf's Law
- Symmetric key sharing with Diffie-Hellman public key algorithm
- Man-In-The-Middle Attack
- RSA - Public Key Encryption with confidentiality, authentication and non-repudiation
- Hybrid Encryption
- Session Key
- Digital Signature
- Finding algorithms in internet browser certificates

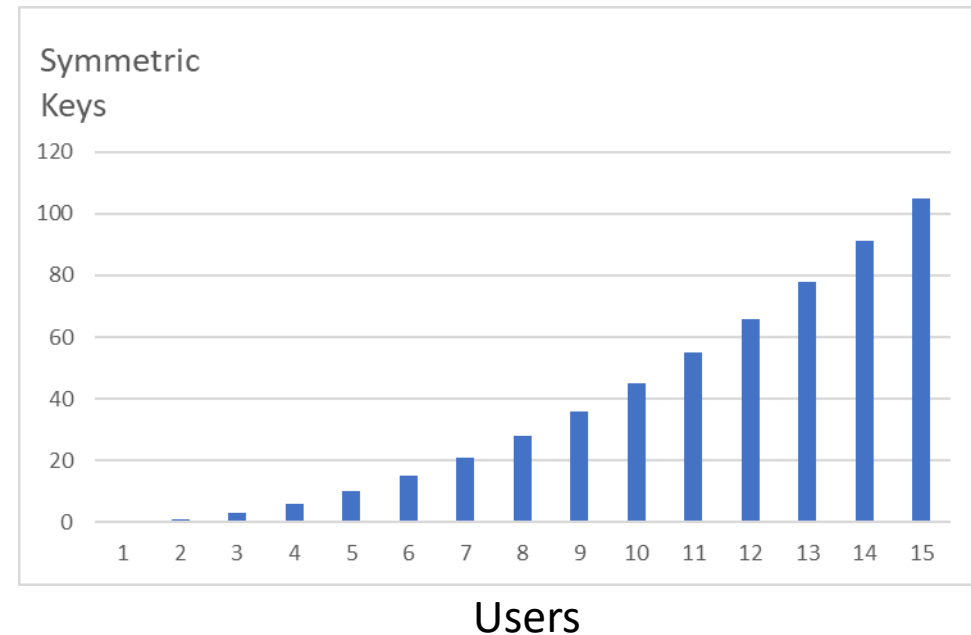
# Key sharing problem



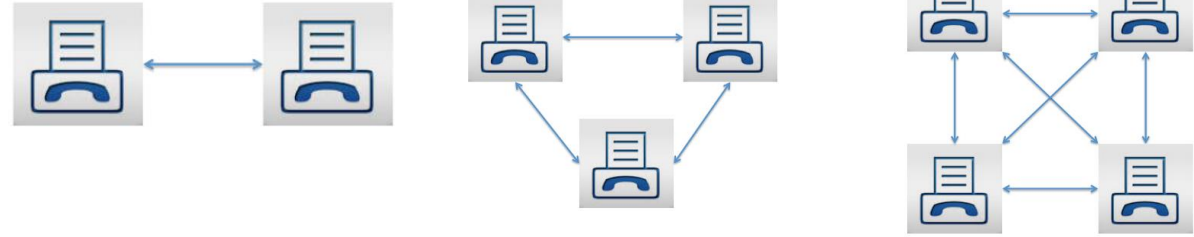
Sharing cryptographic keys has been a problem throughout history

- The number of pairs of keys (“secure network connections”) grows at a near exponential rate (i.e. geometric rate) as the number of users increases

Users	Symmetric Keys
1	0
2	1
3	3
4	6
5	10
6	15
7	21
8	28
9	36
10	45
11	55
12	66
13	78
14	91
15	105
...	...



# Key sharing problem



- The number of pairs of keys needed for “n” users is determined by an equation known as [Metcalf’s Law](#)
- Number of key pairs needed for n users =  $(n*(n-1))/2$ 
  - *The reason for the n-1 is that you do not need to communicate with yourself*
- For MIS 4596 with 22 students how many keys would we need:

$$(22 * 21)/2 = 231 \text{ keys}$$

# Agenda

- ✓ Key sharing problem: Metcalf's Law
- Symmetric key sharing with Diffie-Hellman public key algorithm
- Man-In-The-Middle Attack
- RSA - Public Key Encryption with confidentiality, authentication and non-repudiation
- Hybrid Encryption
- Session Key
- Digital Signature
- Finding algorithms in internet browser certificates





# Diffie-Hellman Algorithm: *Secret symmetric key derivation through public key sharing*

## Assumptions:

A prime number is a positive whole number whose only factors (i.e. integer divisors) are 1 and the number itself (e.g. 2, 3, 5, 7, 11, 13, 17, 19, 23, ...). Bob & Alice want to compute a shared secret key to protect confidentiality of their conversation. Eve eavesdrops...

## Algorithm:

1. Bob & Alice publicly agree on “**p**” called *prime modulus* (e.g. **p = 23**) & “**g**” called *generator* (e.g. **g = 5**), Eve overhears
2. Bob & Alice each choose their own secret key:
  - Bob’s secret key is referred to as “**x\_bob**” which is a number between 1 and p-1 (e.g. **x\_bob = 12**)
  - Alice’s secret key is referred to as “**x\_alice**” which also is a number between 1 and p-1 (e.g. **x\_alice = 7**)
3. Bob & Alice each computes their own public key, which they share with each other and Eve intercepts...
  - Bob computes: **y\_bob = g<sup>x\_bob</sup> mod p** which is: **y\_bob = 5<sup>12</sup> mod 23 = 18** which he shares with Alice (and Eve)
  - Alice computes: **y\_alice = g<sup>x\_alice</sup> mod p** which is: **y\_alice = 5<sup>7</sup> mod 23 = 17** which she shares with Bob (and Eve)
4. Bob & Alice each compute their shared secret symmetric key
  - Bob computes: **y\_alice<sup>x\_bob</sup> mod p** which is: **17<sup>12</sup> mod 23 = 6**
  - Alice computes: **y\_bob<sup>x\_alice</sup> mod p** which is: **18<sup>7</sup> mod 23 = 6**
5. Bob & Alice now have a **shared secret (“symmetric”) key = 6**
6. Eve has Bob & Alice’s public keys: y\_bob=18 & y\_alice=17, prime modulus: p=23 and generator: g=5, but not their secret keys x\_bob = 12 & x\_alice = 7
  - *Eve cannot calculate Bob& Alice’s shared symmetric secret key from their public keys, p and g alone – even though she knows they are using the Diffie-Hellman algorithm!*



# Exercise You and 2 neighbors become: Bob, Alice, and Eve

## Run the algorithm together

1. Bob & Alice publicly agree on “**p**” called *prime modulus* (e.g. **p = 31**) and “**g**” called *generator* (e.g. **g = 3**), Eve overhears
2. Bob & Alice each choose your own secret key:
  - Bob’s secret key is referred to as “**x\_bob**” which is a number between 1 and p-1 (write it down but keep it secret)
  - Alice’s secret key is referred to as “**x\_alice**” which also is a number between 1 and p-1 (write it down but keep it secret)
3. Bob & Alice each computes your own public key, which you share with each other, and Eve intercepts...
  - Bob computes:  $y_{\text{bob}} = g^{x_{\text{bob}}} \bmod p$  which he writes down and shares with Alice (and Eve)
  - Alice computes:  $y_{\text{alice}} = g^{x_{\text{alice}}} \bmod p$  which she writes down and shares with Bob (and Eve)
4. Bob & Alice each secretly compute your shared secret symmetric key which you write down and do not share
  - Bob computes:  $y_{\text{alice}}^{x_{\text{bob}}} \bmod p$  which he writes down and does not share
  - Alice computes:  $y_{\text{bob}}^{x_{\text{alice}}} \bmod p$  which she writes down and does not share
5. Bob & Alice now have a **shared secret (“symmetric”) key** compare your secret keys and confirm they are the same
6. Eve has Bob & Alice’s public keys: **y\_bob** & **y\_alice**, prime modulus: **p** and generator: **g**, but not their secret keys **x\_bob** & **x\_alice**
  - *Eve cannot calculate Bob& Alice’s shared symmetric secret key from their public keys, p and g alone – even though she knows they are using the Diffie-Hellman algorithm!*

In practice,  $p$  must be much larger prime number... this is a 4096-bit  $p$

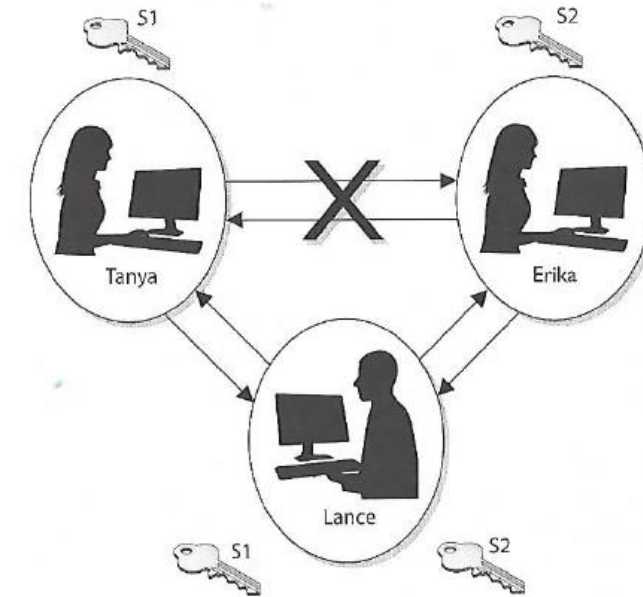
857,756,147,438,808,767,721,482,523,862,479,196,091,217,066,271,200,126,894,701,702,329,327,8  
72,802,487,425,224,246,373,206,756,773,954,180,315,945,664,685,564,049,690,107,228,861,210,05  
3,005,306,168,041,237,244,792,245,832,497,260,206,801,417,396,745,674,574,281,768,112,711,519,  
809,332,223,737,878,554,093,201,446,763,995,425,025,965,323,912,149,043,161,823,975,594,943,9  
15,411,109,637,902,372,642,611,214,196,649,667,036,726,005,577,041,694,781,738,635,943,018,156  
,362,403,714,091,905,448,620,990,965,500,814,912,289,738,636,687,051,381,358,564,729,963,735,7  
82,176,280,511,819,070,673,927,579,180,484,836,950,910,945,840,410,470,935,832,100,360,510,117  
,962,261,152,920,101,946,255,789,679,435,711,472,267,368,823,730,863,971,596,718,223,674,224,1  
06,003,985,209,174,353,308,077,140,794,884,546,003,360,030,727,697,326,025,663,819,442,780,10  
5,880,604,943,197,516,223,343,068,846,392,924,237,875,653,640,416,933,764,628,191,065,601,980,  
281,442,005,263,033,849,543,723,716,743,986,123,624,356,871,152,793,177,027,462,801,070,011,5  
26,783,269,474,338,816,734,553,122,757,257,382,121,230,562,181,721,318,331,271,107,036,972,78  
8,062,816,322,387,506,944,045,038,739,178,684,349,474,317,534,892,731,313,651,324,179,101,369,  
222,316,429,969,662,605,450,068,078,088,031,941,042,867,503,697,721,512,539,949,128,099,005,1  
60,179,345,242,776,041,458,121,259,813,719,561,319,392,760,414,249,584,984,440,063,314,771,03  
9,261,920,249,005,444,014,069,555,961,131,639,966,539,872,980,057,279,636,609,441,274,119,014,  
567,294,590,620,498,019,375,631,405,622,479,332,810,401,520,856,695,524,524,855,468,645,479,0  
42,909,834,183,316,487,318,824,544,358,235,183,243,643

# Diffie-Hellman

- Uses asymmetric public and private keys to exchange a symmetric key
- Does not use asymmetric keys for confidentiality (i.e. to encrypt or decrypt any messages)
- Users/systems need to negotiate a new key for every new person
- No authentication, no non-repudiation

# Diffie-Hellman was vulnerable to man-in-the-middle attack, because no authentication occurs before public keys are exchanged

1. Tanya sends her public key to Erika, but Lance grabs the key during transmission so it never makes it to Erika
2. Lance spoofs Tanya's identity and sends over his public key to Erika. Erika now thinks she has Tanya's public key
3. Erika sends her public key to Tanya, but Lance grabs the key during transmission so it never makes it to Tanya
4. Lance spoofs Erika's identity and sends over his public key to Tanya. Tanya now thinks she has Erika's public key
5. Tanya combines her private key and Lance's public key and creates a symmetric key S1
6. Lance combines his private key and Tanya's public key and creates symmetric key S1
7. Erika combines her private key and Lance's public key and creates symmetric key S2
8. Lance combines his private key and Erika's public key and creates symmetric key S2
9. Now Tanya and Lance share a symmetric key (S1) and Erika and Lance share a different symmetric key (S2). Tanya and Erika think they are sharing a key between themselves and do not realize Lance is involved
10. Tanya writes a message to Erika, and uses her symmetric key (S1) to encrypt the message, and sends it
11. Lance grabs the message and decrypts it with symmetric key S1, reads or modifies the message and re-encrypts it with symmetric key S2, and then sends it to Erika
12. Erika take symmetric key S2 and uses it to decrypt and read the message....



# Agenda

- ✓ Key sharing problem: Metcalf's Law
- ✓ Symmetric key sharing with Diffie-Hellman public key algorithm
- ✓ Man-In-The-Middle Attack
- RSA - Public Key Encryption with confidentiality, authentication and non-repudiation
- Hybrid Encryption
- Session Key
- Digital Signature
- Finding algorithms in internet browser certificates

# Symmetric versus asymmetric algorithms

- Symmetric cryptography
  - Use a copied pair of symmetric (identical) secret keys
  - The sender and the receiver use the same key for encryption and decryption functions
  - Confidentiality, but no integrity, authentication nor non-repudiation
- Asymmetric cryptography
  - Also known as “public key cryptography”
  - Use different (“asymmetric”) keys for encryption and decryption
  - One is called the “private key” and the other is the “public key”
  - Confidentiality, but also want authenticity and non-repudiation

A photograph of three men sitting on a grassy field. The man on the left is wearing a dark hoodie and blue pants, sitting cross-legged and smiling. The man in the middle is wearing a grey t-shirt and is lying on his stomach, also smiling. The man on the right is wearing a blue and white plaid shirt and light-colored pants, sitting cross-legged and smiling. In the background, there is a sandy beach with several people walking or playing. The sky is overcast.

Leonard Adleman

Adi Shamir

Ron Rivest

# RSA Public Key Algorithm

- Most popular worldwide standard, that can be used for:
  - Asymmetric encryption/decryption
  - Key exchange (i.e. used to encrypt AES symmetric key)
  - Digital signatures
- In one direction, RSA provides:
  - Confidentiality through encryption
  - Authentication and non-repudiation through signature verification
- In the inverse direction, RSA provides:
  - Confidentiality through decryption
  - Authentication and non-repudiation through signature generation



# RSA Public Key Algorithm

- Based on factoring large numbers into their prime numbers
  - A prime number is a positive whole number whose only factors (i.e. integer divisors) are 1 and the number itself
    - E.g. 2, 3, 5, 7, 11, 13, 17, 19, 23, ...
  - Prime number factoring is
    - Easy when you know the result and one of the factors
      - $6,700,283 = 1889 * 3547$
    - Difficult when you do not know the factors, and the result is large
      - $6,700,283 = \text{prime1} * \text{prime2}$

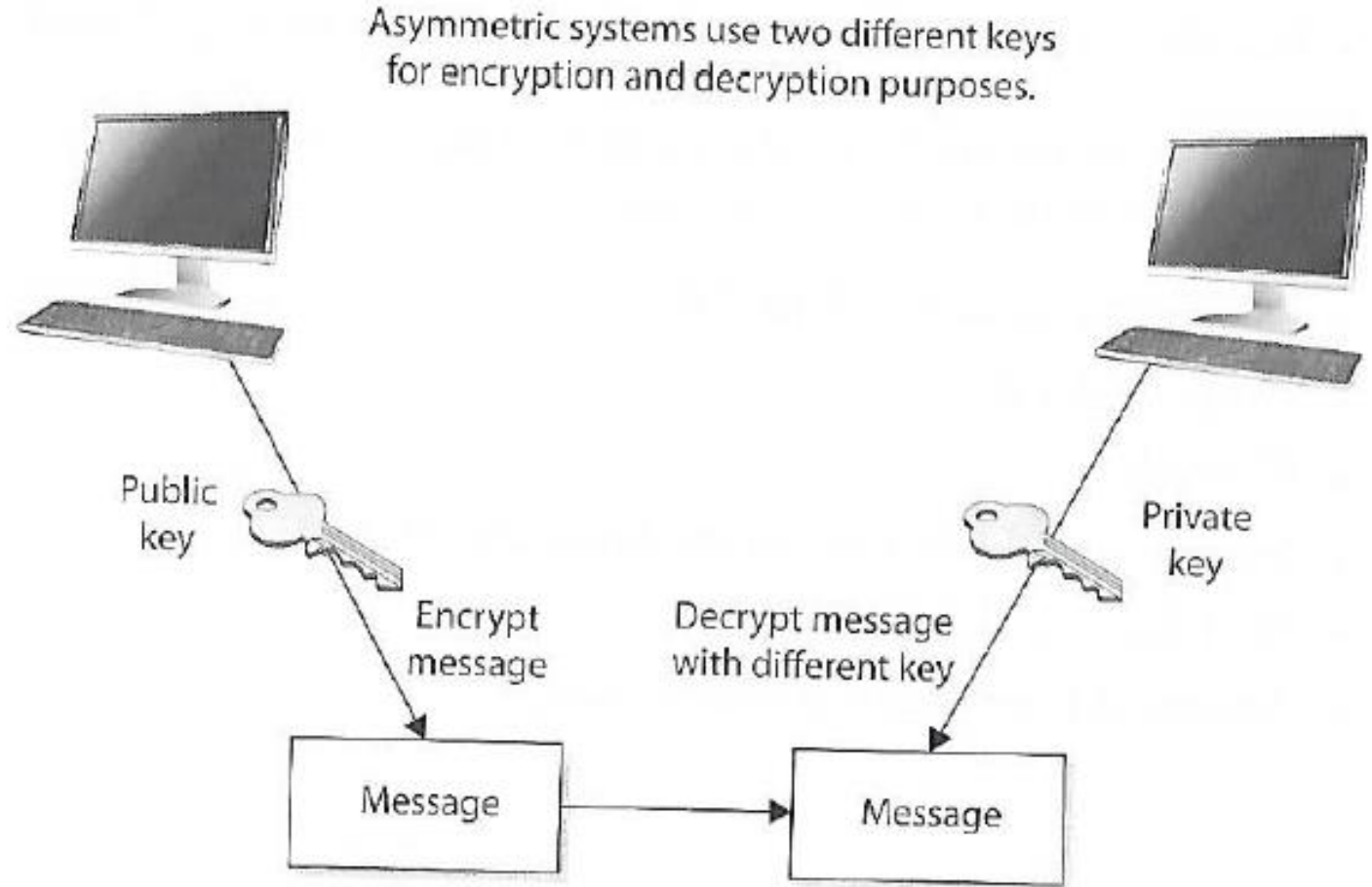
912,000,833,142,392,234,931,095,438,312,170,357,695,712,756,726,097,734,441,072,301,836,8  
39,393,353,139,295,831,007,333,431,845,325,988,055,078,535,723,070,121,899,982,515,821,09  
6,513,935,693,429,159,810,068,629,730,360,987,721,191,239,128,388,101,705,884,309,757,897,  
995,146,963,367,920,258,875,045,283,800,013,428,503,089,286,243,910,365,443,336,583,304,5  
89,741,301,149,906,707,508,832,951,802,034,609,255,816,376,427,847,745,175,505,389,216,57  
5,446,117,214,435,309,308,014,792,888,796,704,735,885,959,753,047,089,134,349,280,135,328,  
216,026,587,690,550,563,014,619,967,646,165,581,934,916,994,388,164,807,475,497,618,817,1  
78,492,168,759,798,526,076,195,659,132,696,724,374,189,538,701,725,588,364,053,265,311,71  
3,122,599,620,063,110,587,984,125,160,066,509,094,636,495,654,197,043,440,384,099,590,663,  
387,607,347,763,569,889,588,046,648,769,380,051,353,352,323,215,616,700,132,767,221,738,2  
55,618,066,992,935,073,985,886,089,858,691,117,257,124,338,259,178,666,315,503,726,679,90  
4,506,880,795,225,928,179,249,708,512,521,519,802,379,088,471,059,576,692,488,554,724,378,  
606,462,675,913,887,571,281,558,908,666,408,509,112,360,978,089,673,490,666,194,566,892,4  
24,767,464,525,985,354,883,620,245,066,389,972,670,528,760,628,056,151,340,458,770,638,78  
3,170,937,336,003,358,144,954,416,252,316,459,167,693,365,704,770,051,596,394,325,584,518,  
899,185,083,613,743,340,976,318,518,122,032,762,826,960,167,883,646,888,151,502,959,194,1  
55,684,395,680,807,784,172,903,618,731,005,977,092,813,955,195,470,328,083,428,604,222,13  
8,565,171,106,482,154,997,950,843,259,717,191,116,046,110,961,976,117,683,744,708,282,531,  
877,426,978,230,302,213,288,137,147

prime<sub>1</sub> \* prime<sub>2</sub> =

912,000,833,142,392,234,931,095,438,312,  
39,393,353,139,295,831,007,333,431,845,3  
6,513,935,693,429,159,810,068,629,730,36  
995,146,963,367,920,258,875,045,283,800,  
89,741,301,149,906,707,508,832,951,802,0  
5,446,117,214,435,309,308,014,792,888,79  
216,026,587,690,550,563,014,619,967,646,  
78,492,168,759,798,526,076,195,659,132,6  
3,122,599,620,063,110,587,984,125,160,06  
387,607,347,763,569,889,588,046,648,769,  
55,618,066,992,935,073,985,886,089,858,6  
4,506,880,795,225,928,179,249,708,512,52  
606,462,675,913,887,571,281,558,908,666,  
24,767,464,525,985,354,883,620,245,066,3  
3,170,937,336,003,358,144,954,416,252,31  
899,185,083,613,743,340,976,318,518,122,  
55,684,395,680,807,784,172,903,618,731,0  
8,565,171,106,482,154,997,950,843,259,71  
877,426,978,230,302,213,288,137,147

# Asymmetric cryptography

- **Public and Private** keys are mathematically related
  - Public keys are generated from private key
  - Private keys cannot be derived from the associated public key (if it falls into the wrong hands)
- **Public key** can be known by everyone
- **Private key** must be known and used only by the owner



*Asymmetric cryptography is computationally intensive and much slower (1,000 times slower) than symmetric cryptography*

# Asymmetric cryptography

- Do not get confused and think the public key is only for encryption and private key is only for decryption!
- Each key type can be use used to encrypt and decrypt
  - If data is encrypted with a private key it cannot be decrypted with the same private key (but it can be decrypted with the related public key)
  - If data is encrypted with a public key it cannot be decrypted with the same public key (but it can be decrypted with the related private key)

# Asymmetric cryptography

If the sender (“Jill”) encrypts data with her private key, the receiver (“Bill”) must have a copy of Jill’s public key to decrypt it

- By decrypting the message with Jill’s public key Bill can be sure the message really came from Jill
- A message can be decrypted with a public key only if the message was encrypted with the corresponding private key
  - *This provides **authentication** because Jill is only the only one who is supposed to have her private key*

If Bill (the receiver) wants to make sure Jill is the only one who can read his reply, he will encrypt the response with her public key

- *Only Jill will be able to decrypt the message, because she is the only one who has the necessary private key*
- *This provides **confidentiality** because only Jill is able to decrypt the message with her private key*

# Asymmetric cryptography

Why would Bill (now the sender) choose to encrypt his reply to Jill with his private key instead of using Jill's public key?

- **Authentication** – Bill wants Jill to know that the message came from him and no one else
- If he encrypted the data with Jill's public key, it does not provide authenticity because anyone can get Jill's public key
- If he uses his private key to encrypt the data, then Jill can be sure the message came from him and no one else

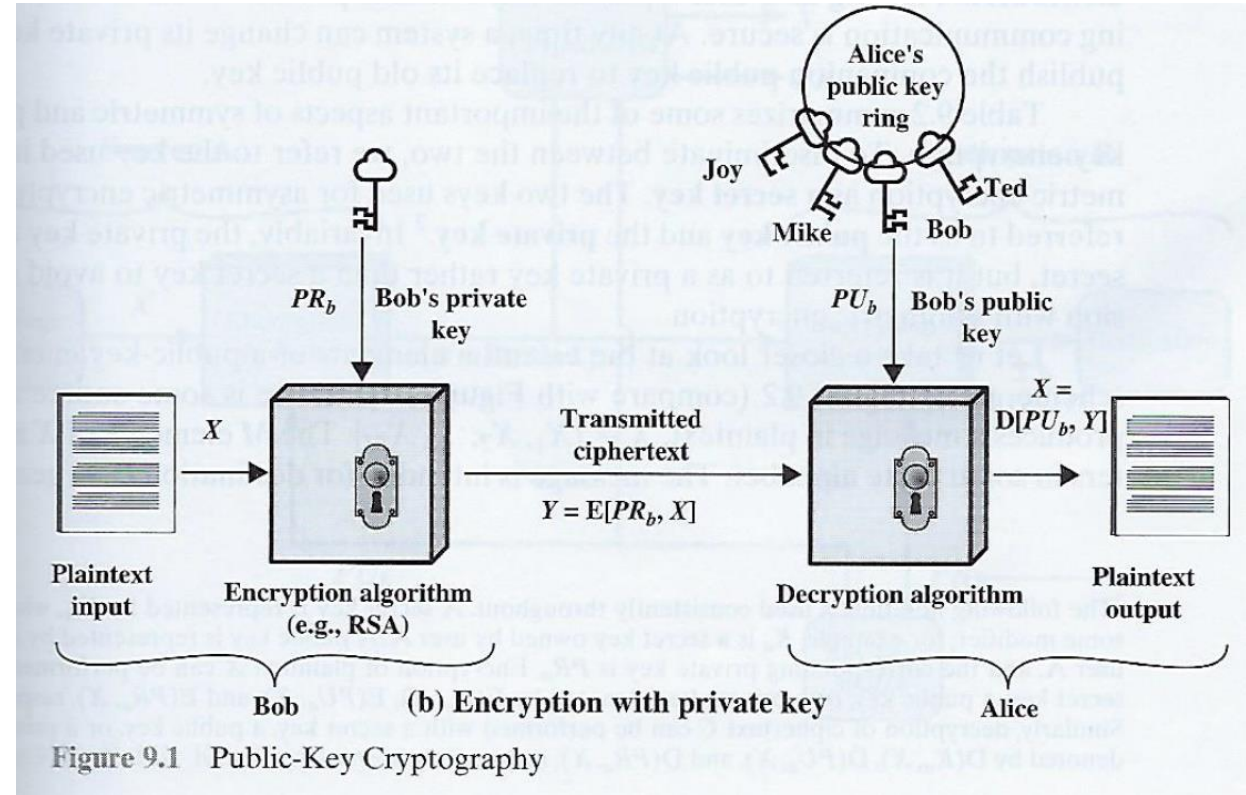
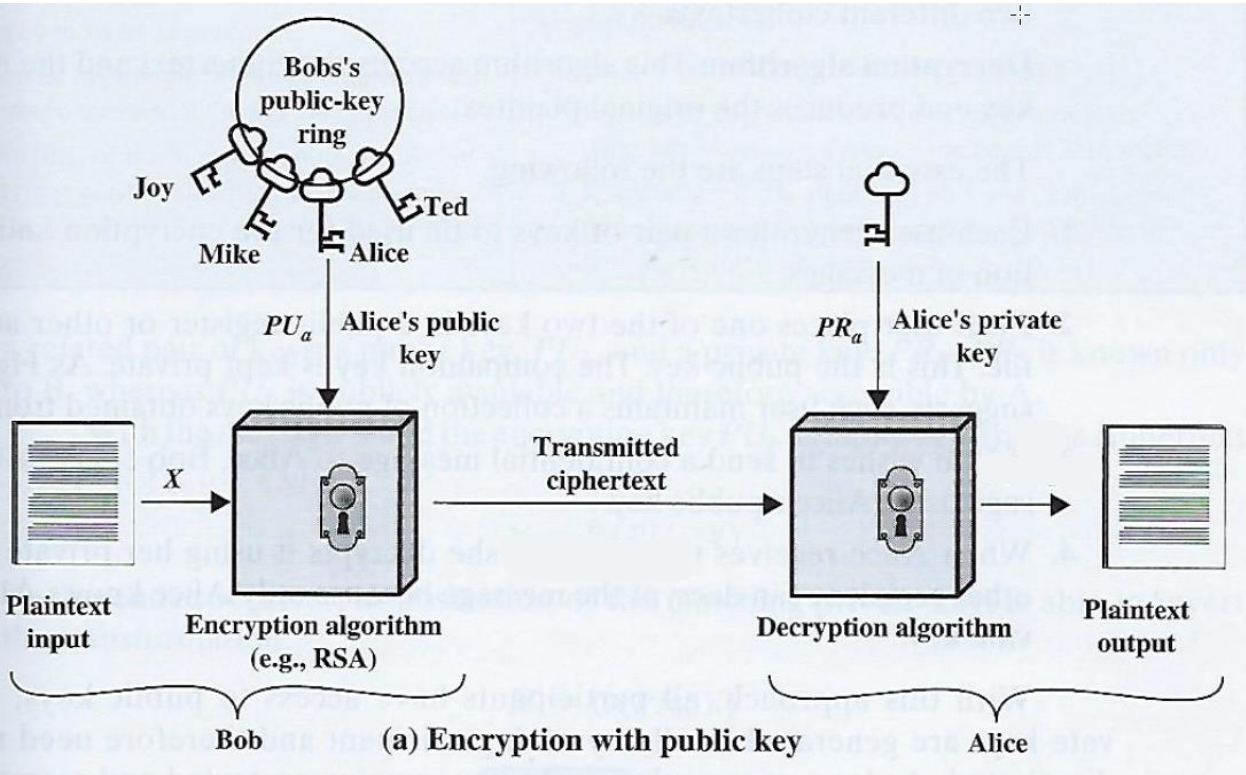
***Note:** Symmetric keys do not provide authenticity – because the same key is used on both ends (using one of the secret keys does not ensure the message originated from a specific individual)*

# Asymmetric cryptography

- If **confidentiality** is the most important security service, the sender would encrypt the file with the receiver's public key
  - This is called a "**secure message format**" because it can only be decrypted by the person with the corresponding private key
- If **authentication** is most important, the sender would encrypt the data with her/his private key
  - This provides assurance to the receiver that the only person who could have encrypted the data is the individual in possession of the private key
  - If the sender encrypted the data with receiver's public key, authentication is not provided because the public key is available to anyone
  - Encrypting data with the sender's private key is called an "**open message format**" because anyone with a copy of the corresponding public key can decrypt the message
  - Confidentiality is not assured



# Public Key Management



Stallings, W. (2014) Cryptography and Network Security

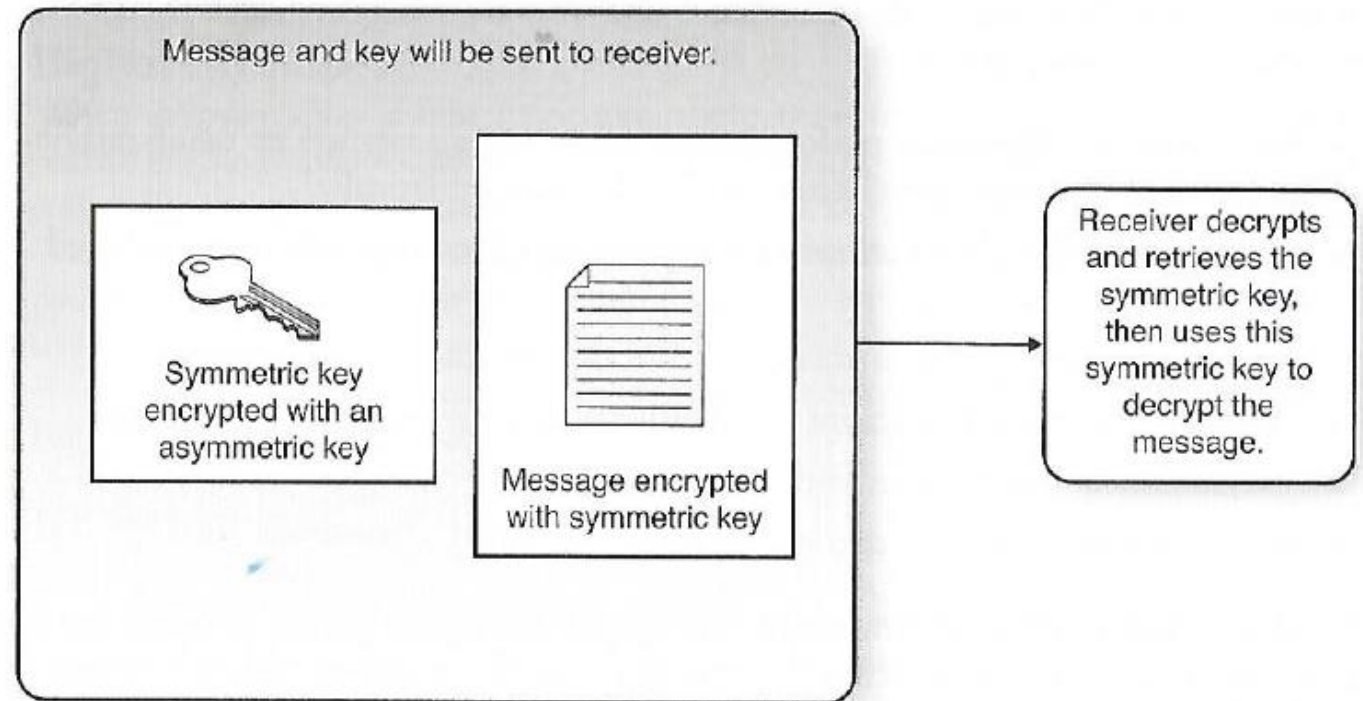
# Agenda

- ✓ Key sharing problem: Metcalf's Law
- ✓ Symmetric key sharing with Diffie-Hellman public key algorithm
- ✓ Man-In-The-Middle Attack
- ✓ RSA - Public Key Encryption with confidentiality, authentication and non-repudiation
  - Hybrid Encryption
  - Session key
  - Digital Signature
  - Finding algorithms in internet browser certificates

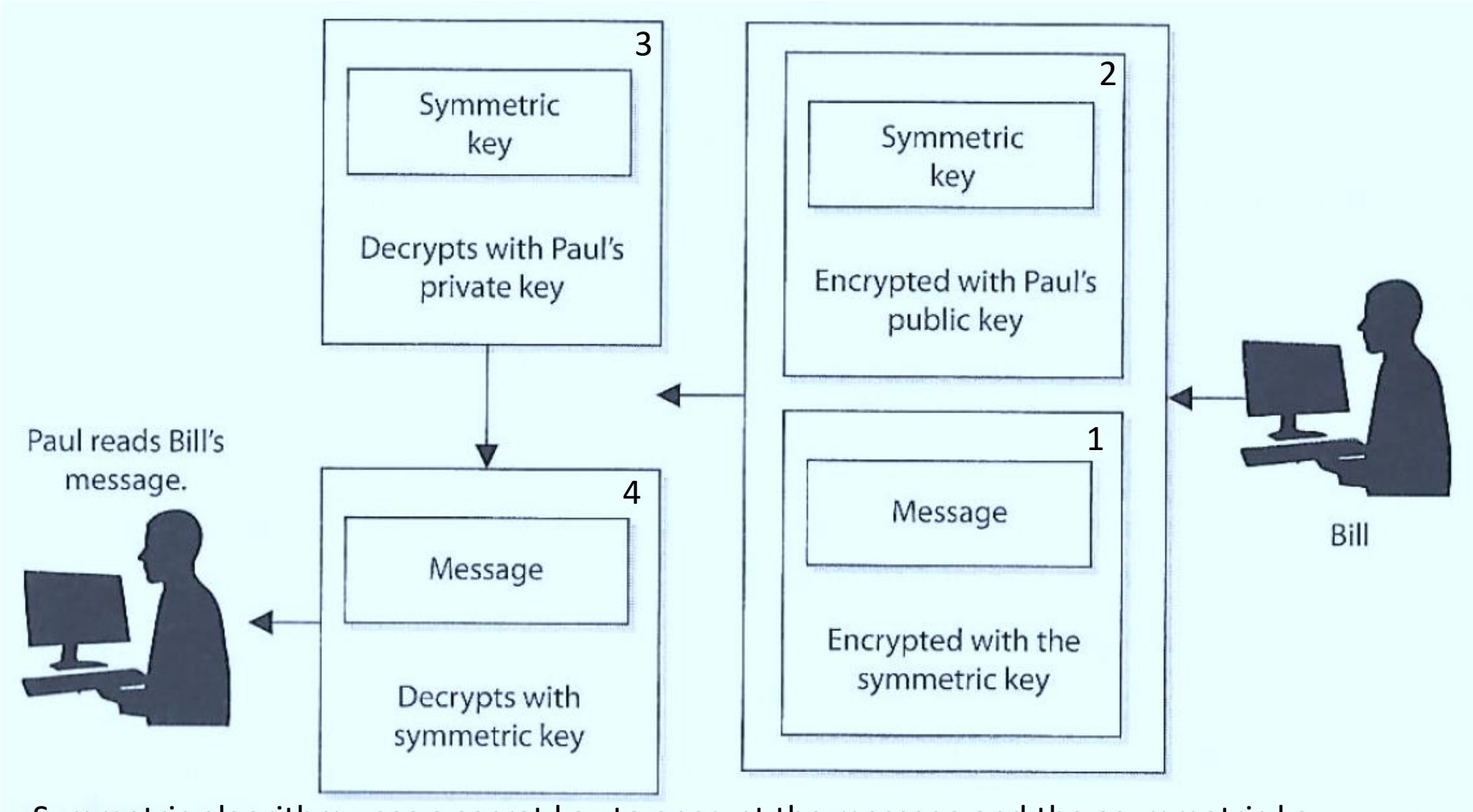
# Hybrid Encryption (a.k.a. “digital envelope”)

Symmetric and asymmetric algorithms are often used together

- Public key cryptography’s asymmetric algorithm is used to create public and private keys for secure automated key distribution
- Symmetric algorithm is used to create secret keys for rapid encryption/decryption of bulk data



# Hybrid Encryption



Symmetric algorithm uses a secret key to encrypt the message and the asymmetric key encrypts the secret key for transmission (SSL/TLS uses hybrid)

# Quick review

1. If a symmetric key is encrypted with a receiver's public key, what security service is provided?
  - **Confidentiality**: only the receiver's private key can be used to decrypt the symmetric key, and only the receiver should have access to this private key

# Quick review

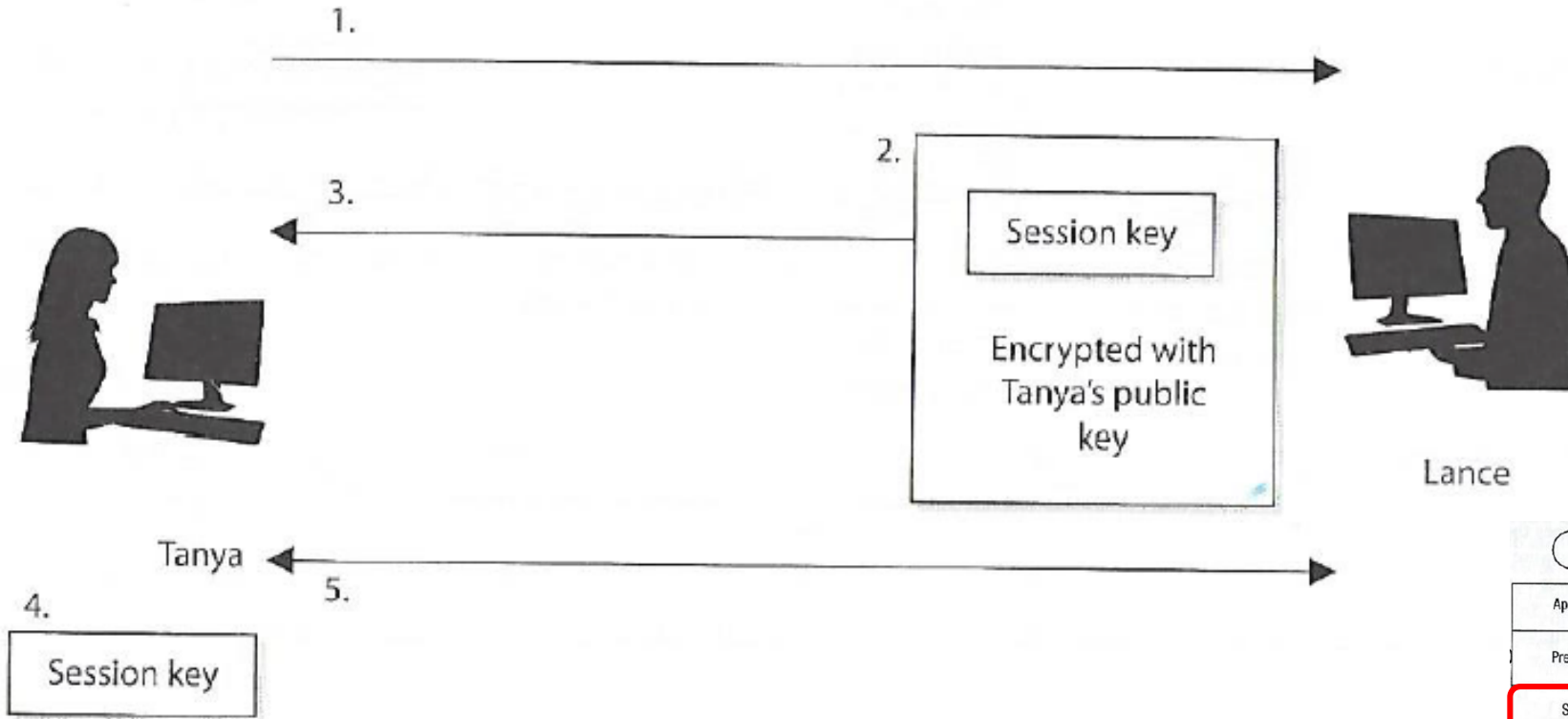
2. If data is encrypted with the sender's private key, what security services are provided?
  - **Authenticity** of the sender and nonrepudiation. If the receiver can decrypt the encrypted data with the sender's public key, then receiver knows the data was encrypted with the sender's private key

# Quick review

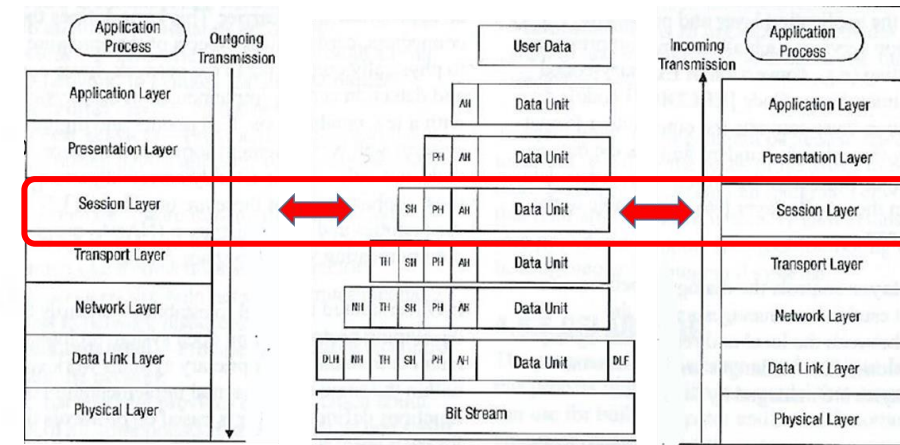
3. Why do we encrypt the message with the symmetric key rather than the asymmetric key?
  - **Because the asymmetric key algorithm is too slow**

# Session keys

Single-use symmetric keys used to encrypt messages between two users in an individual communication session



*This is how secure web client applications communicate with server-side services*



- 1) Tanya sends Lance her public key.
- 2) Lance generates a random session key and encrypts it using Tanya's public key.
- 3) Lance sends the session key, encrypted with Tanya's public key, to Tanya.
- 4) Tanya decrypts Lance's message with her private key and now has a copy of the session key.
- 5) Tanya and Lance use this session key to encrypt and decrypt messages to each other.



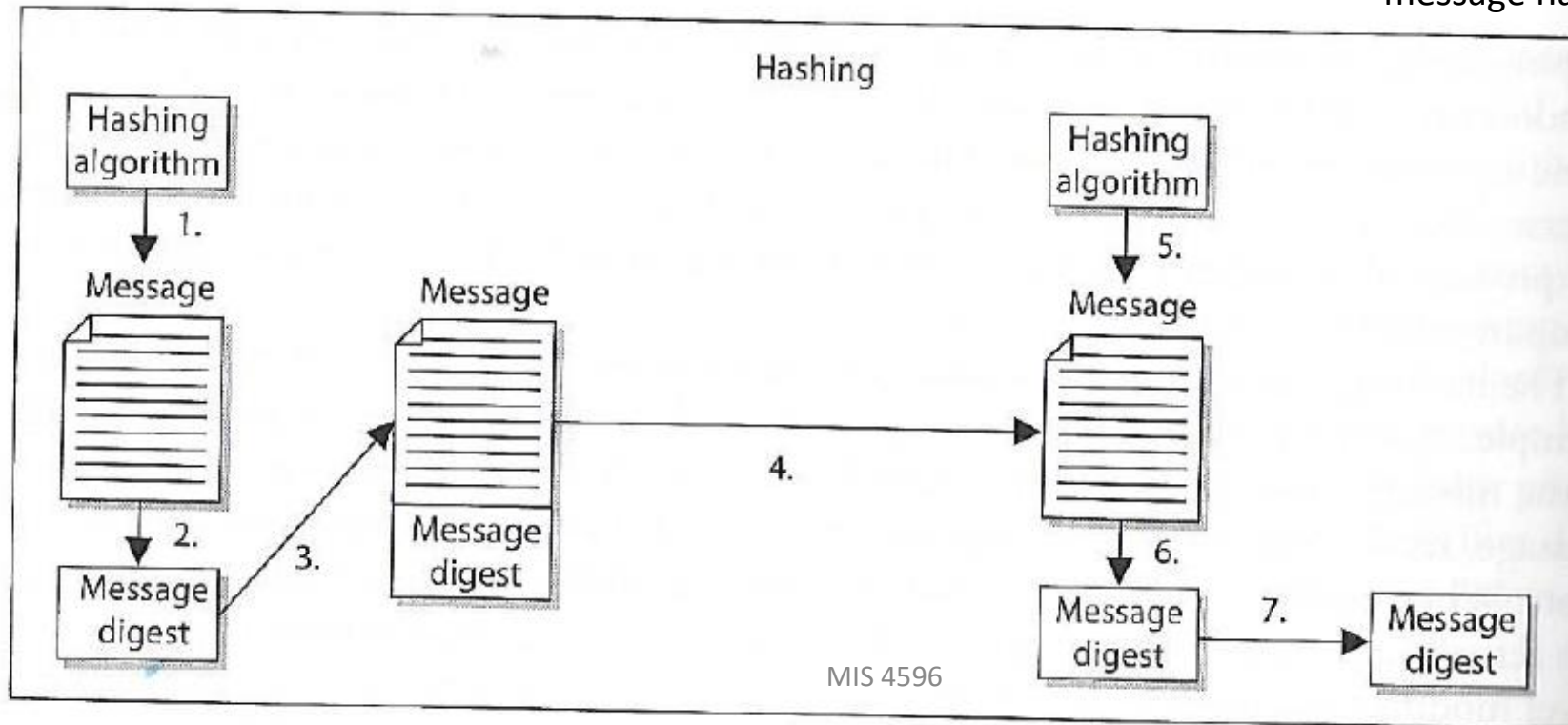
# Agenda

- ✓ Key sharing problem: Metcalf's Law
- ✓ Symmetric key sharing with Diffie-Hellman public key algorithm
- ✓ Man-In-The-Middle Attack
- ✓ RSA - Public Key Encryption with confidentiality, authentication and non-repudiation
- ✓ Hybrid Encryption
- ✓ Session key
  - Digital Signature
  - Finding algorithms in internet browser certificates

# Quick Review: One-way Hash

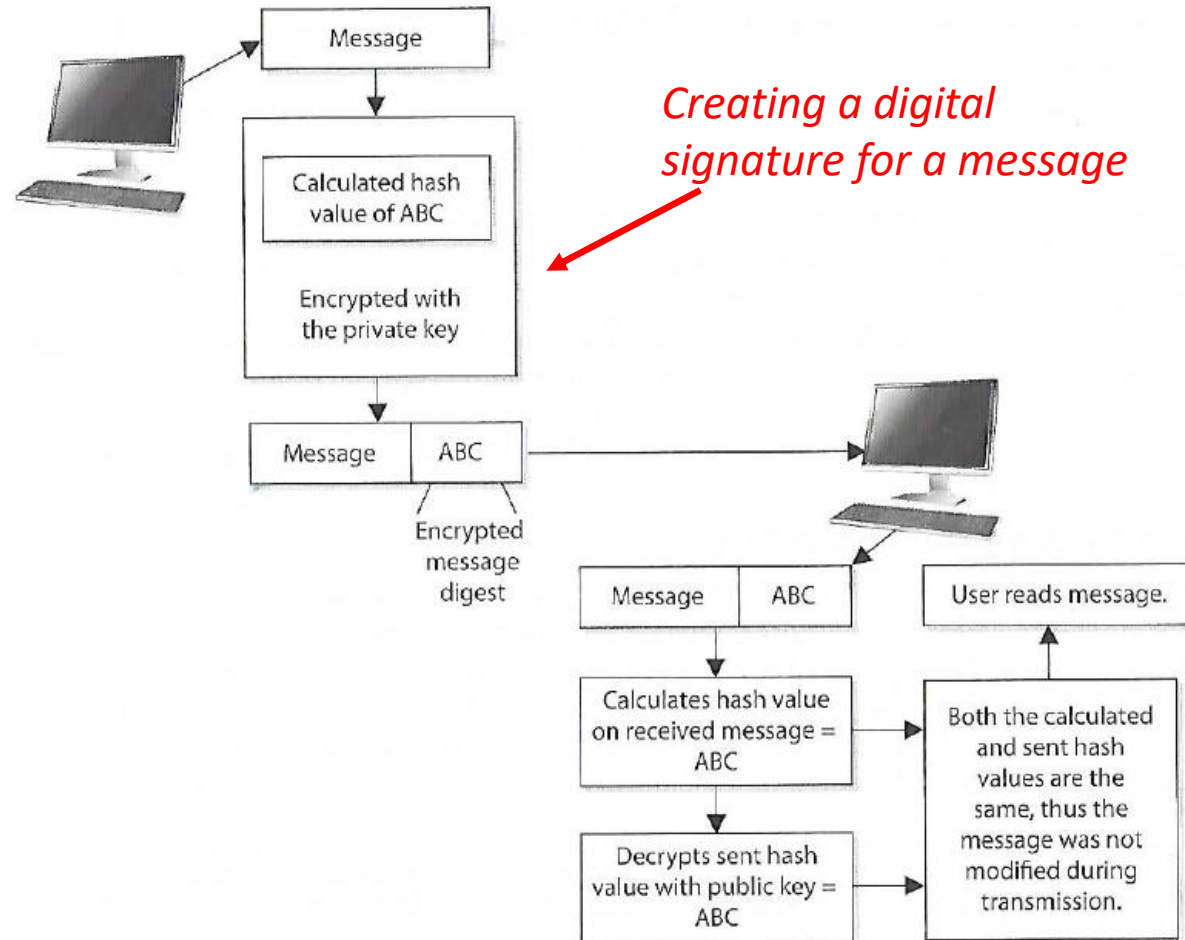
- Assures message **integrity**
- A function that takes a variable-length string (i.e. message) and produces a fixed-length value called a hash value
- Does not use keys

1. Sender puts message through hashing function
2. Message digest generated
3. Message digest appended to the message
4. Sender sends message to receiver
5. Receiver puts message through hashing function
6. Receiver generates message digest value
7. Receiver compares the two message digests values. If they are the same, the message has not been altered



# Digital Signature

- A hash value encrypted with the sender's private key
- The act of signing means encrypting the message's hash value with the private key



# Reasons to Use Cryptography

Reason	How achieved
Confidentiality	The message can be encrypted
Integrity	The message can be hashed and/or digitally signed
Authentication	The message can be digitally signed
Nonrepudiation	The message can be digitally signed

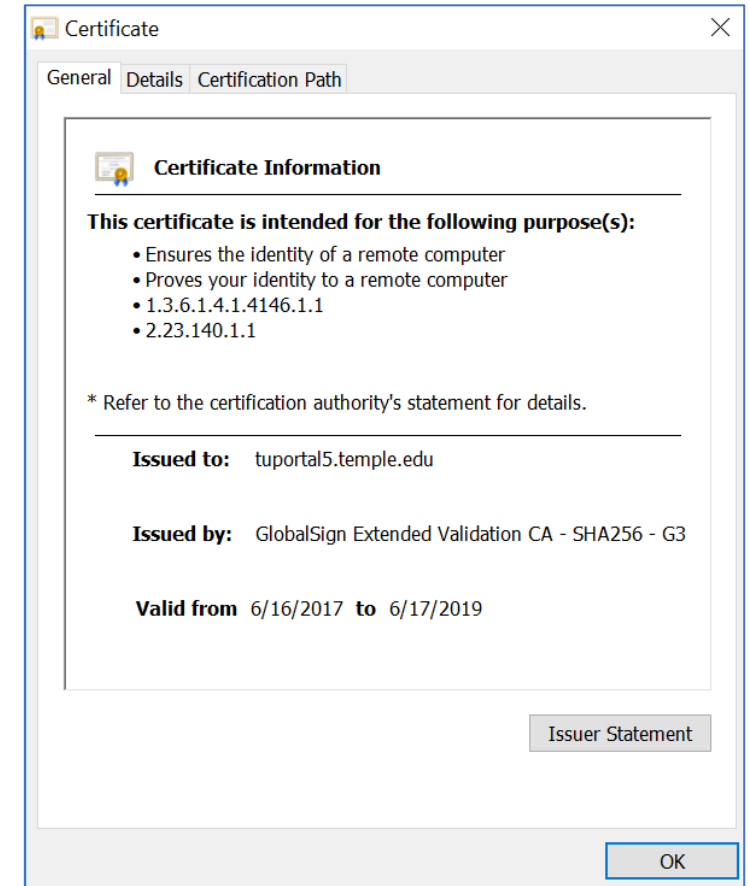
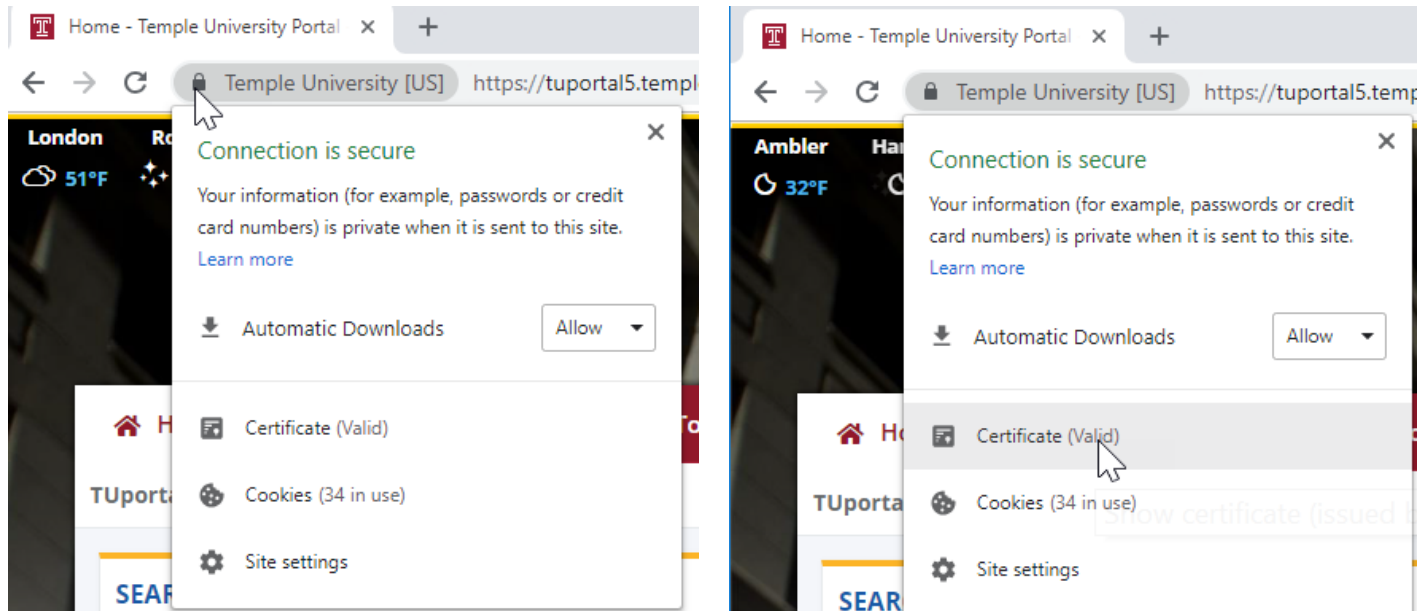
# Agenda

- ✓ Key sharing problem: Metcalf's Law
- ✓ Symmetric key sharing with Diffie-Hellman public key algorithm
- ✓ Man-In-The-Middle Attack
- ✓ RSA - Public Key Encryption with confidentiality, authentication and non-repudiation
- ✓ Hybrid Encryption
- ✓ Session key
- ✓ Digital Signature
- Finding algorithms in internet browser certificates

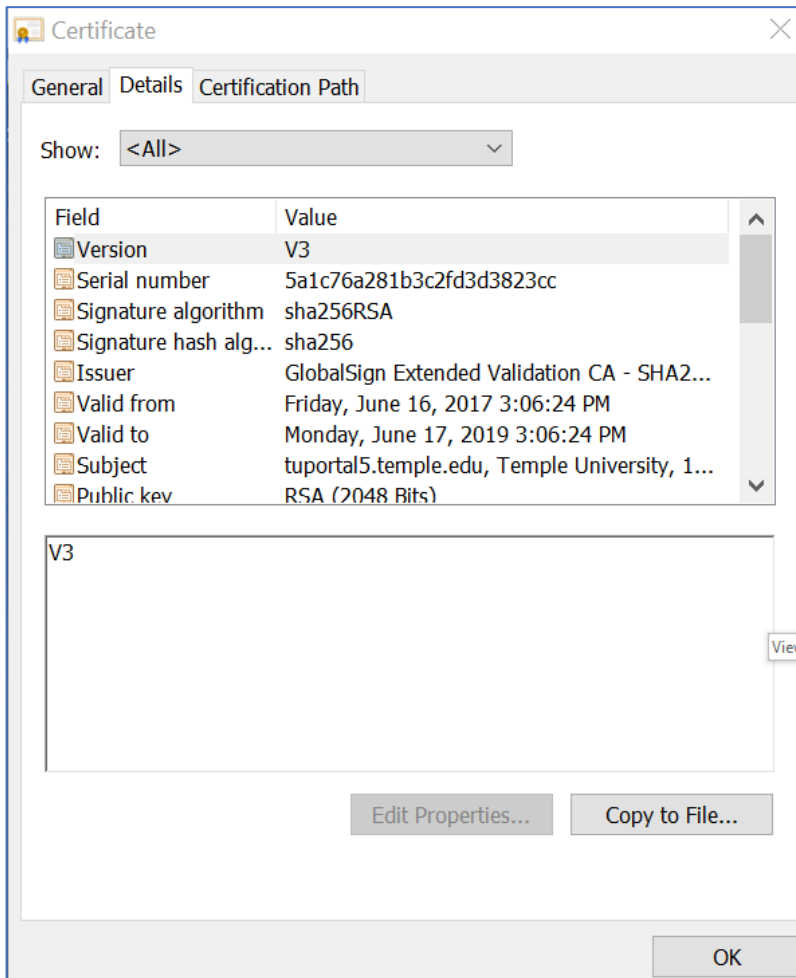
# Viewing Digital Certificates to see algorithms used

## Chrome – Desktop

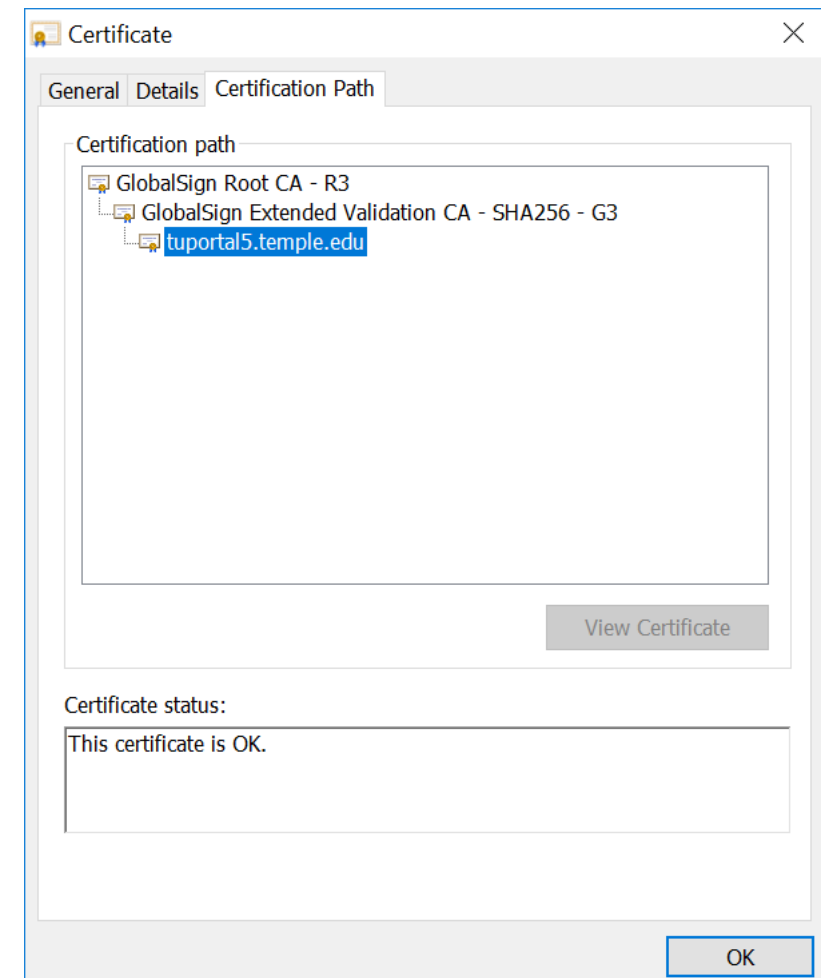
1. Click the padlock in the URL bar
2. Click the Valid link



# Viewing Digital Certificates



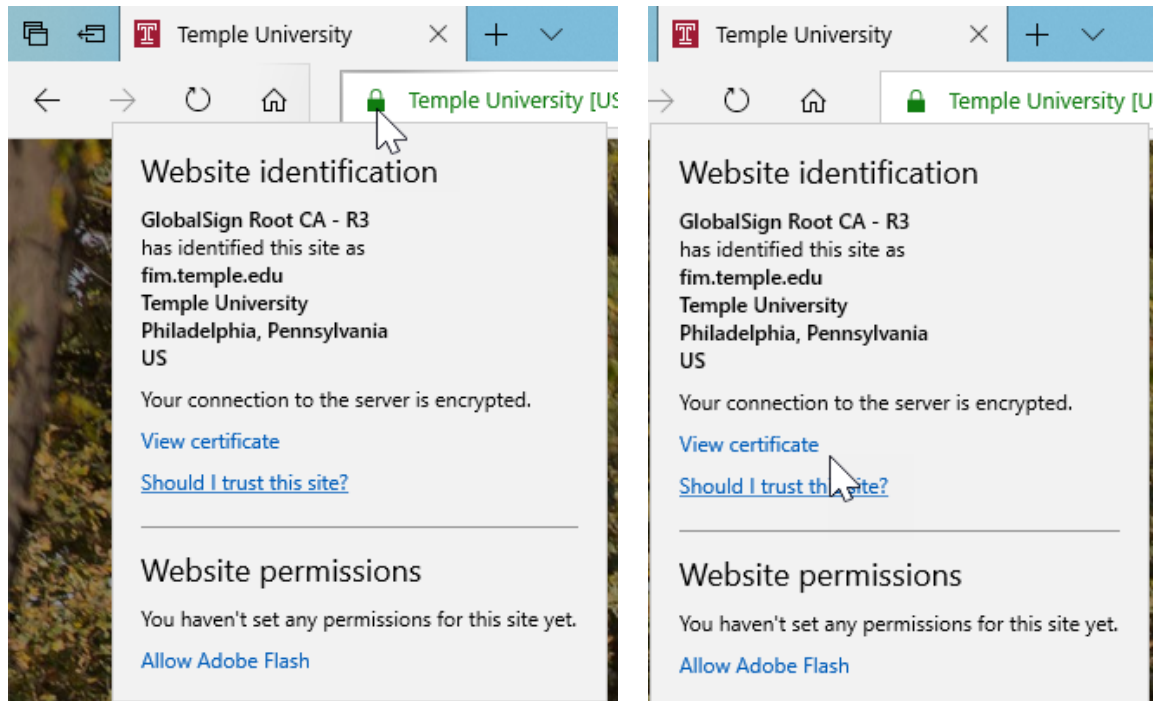
Field	Value
Version	V3
Serial number	5a1c76a281b3c2fd3d3823cc
Signature algorithm	sha256RSA
Signature hash alg...	sha256
Issuer	GlobalSign Extended Validation CA - SHA2...
Valid from	Friday, June 16, 2017 3:06:24 PM
Valid to	Monday, June 17, 2019 3:06:24 PM
Subject	tuportal5.temple.edu, Temple University, 1...
Public key	RSA (2048 Bits)
Public key parame...	05 00
Authority Informa...	[1]Authority Info Access: Access Method=C...
Certificate Policies	[1]Certificate Policy:Policy Identifier=1.3.6...
Basic Constraints	Subject Type=End Entity, Path Length Cons...
CRL Distribution P...	[1]CRL Distribution Point: Distribution Poin...
Subject Alternativ...	DNS Name=tuportal5.temple.edu
Enhanced Key Usage	Server Authentication (1.3.6.1.5.5.7.3.1), C...
Subject Key Identi...	84cf80b436c3332ccfedcd7fd22d052bdcca0
Authority Key Ide...	KeyID=ddb3e76da82ee8c54e6ecf74e6753c...
SCT List	v1, ddeb1d2b7a0d4fa6208b81ad8168707e...
Key Usage	Digital Signature, Key Encipherment (a0)
Thumbprint	bdd1641fbfd4da211a05ed4e8c91de0dbb3a...



# Viewing Digital Certificate

## Microsoft Edge

1. Click the padlock on the URL bar
2. Click View certificate link



Certificate Information

GlobalSign

GlobalSign Extended Validation CA - SI

fim.temple.edu

**fim.temple.edu**  
Valid Certificate ✓

**Issued by**  
GlobalSign Extended Validation CA - SHA256 - G3

**Valid from**  
Tuesday, February 07, 2017 3:26:03 PM

**Valid to**  
Thursday, March 28, 2019 4:45:03 PM

**Subject organization**  
Temple University

**Subject locality**  
Philadelphia, Pennsylvania

**Subject country**  
US

**Serial number**  
34:4A:A9:AF:AF:16:92:E8:A1:3D:7B:9D

**SHA-256 fingerprint**  
79:17:DA:34:5A:E4:BF:C4:42:29:DE:39:8E:40:AB:15:8B:69:66:70:C7:92:1F:80:99:DA:10:69:38:B5:71:EE

**SHA1 fingerprint**  
FD:6E:42:77:11:05:88:FD:9C:8A:DE:CE:69:80:45:DC:E3:53:5A:06

**Subject public key**  
RSA  
30:82:01:0A:02:82:01:01:00:E1:39:85:B7:29:E9:58:EE:AB:82:6A:8F:47:B6:C6:2F:F0:28:D8:55:F2:BF:69:79:EA:3F:27:B5:79:38:9E:22:C8:99:F1:88:7A:FE:53:F2:57:9B:2C:B9:DE:3E:54:FA:D1:75:5A:17:AE:7B:3A:FB:FF:71:90:8A:D2:B5:A3:FE:80:9E:B5:ED:4D:41:41:9A:C4:76:B0:A6:AC:49:63:5E:98:C6:ED:BA:9D:A5:34:92:E1:3D:C0:5F:86:3E:69:64:5D:BF:CC:E0:12:77:C6:53:5B:CC:9C:BC:92:16:1

Export to file



# Agenda

- ✓ Key sharing problem: Metcalf's Law
- ✓ Symmetric key sharing with Diffie-Hellman public key algorithm
- ✓ Man-In-The-Middle Attack
- ✓ RSA - Public Key Encryption with confidentiality, authentication and non-repudiation
- ✓ Hybrid Encryption
- ✓ Session key
- ✓ Digital Signature
- ✓ Finding algorithms in internet browser certificates