

STARS Report 2022 Analysis

Temple University





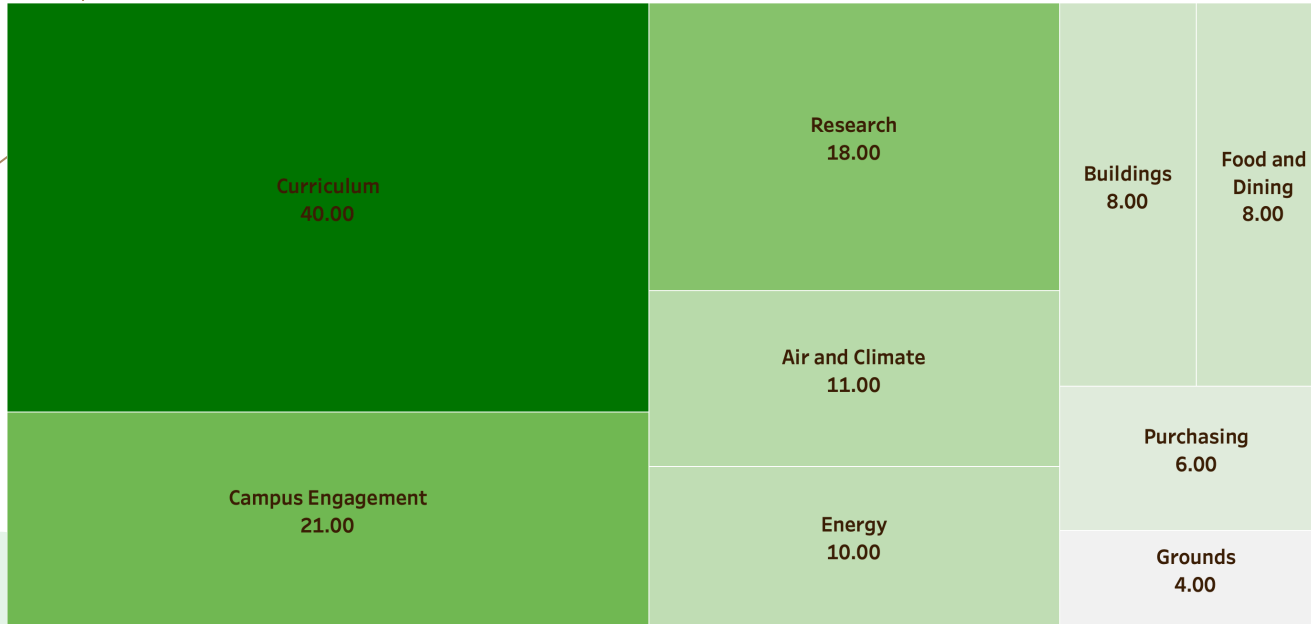
The Sustainability Tracking, Assessment & Rating System

“The Sustainability Tracking, Assessment & Rating System™ (STARS) is a transparent, self-reporting framework for colleges and universities to measure their sustainability performance.”

The STARS program is a comprehensive framework for higher education institutions like Temple to evaluate, track, and compare their efforts in sustainability.



STARS Score Breakdown



The various fields have different weights with a total score of 126.

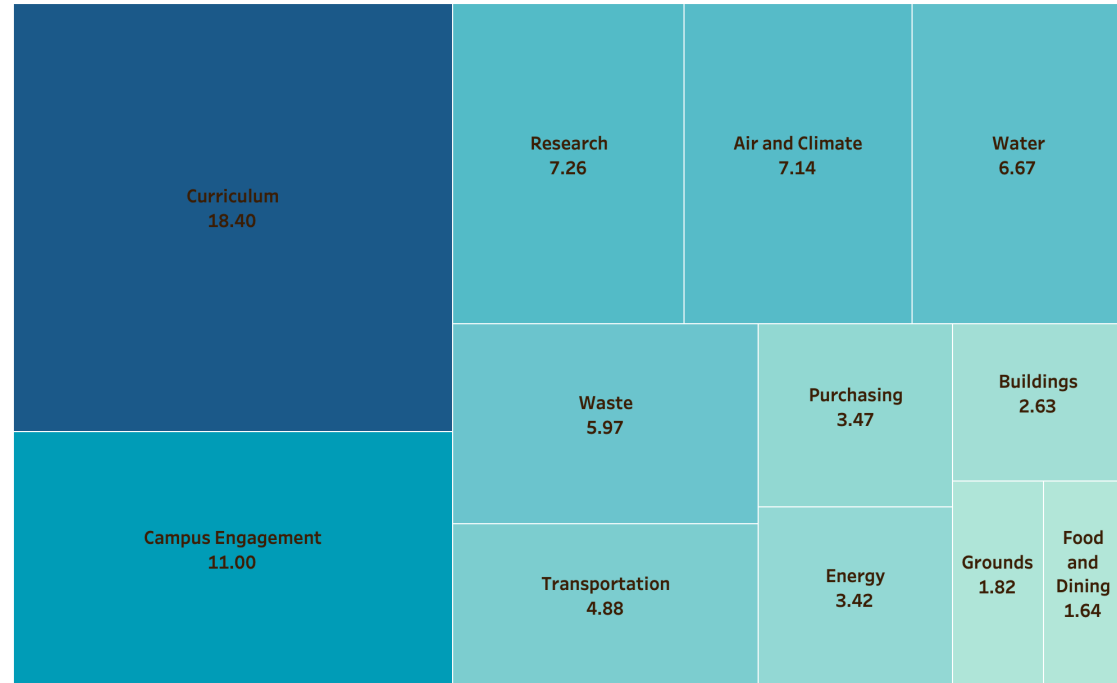
*Innovation and Leadership does not have a maximum number of points, therefore not included in this visualization.



Temple University's Rating

Temple has earned a **Silver seal** and **47.86 /126.00** within the STARS sustainability leadership rating system.

The STARS report was completed by Temple's Office of Sustainability in conjunction with Temple's Data Verification Unit. The university's greenhouse gas emissions were also reviewed with SIMAP.



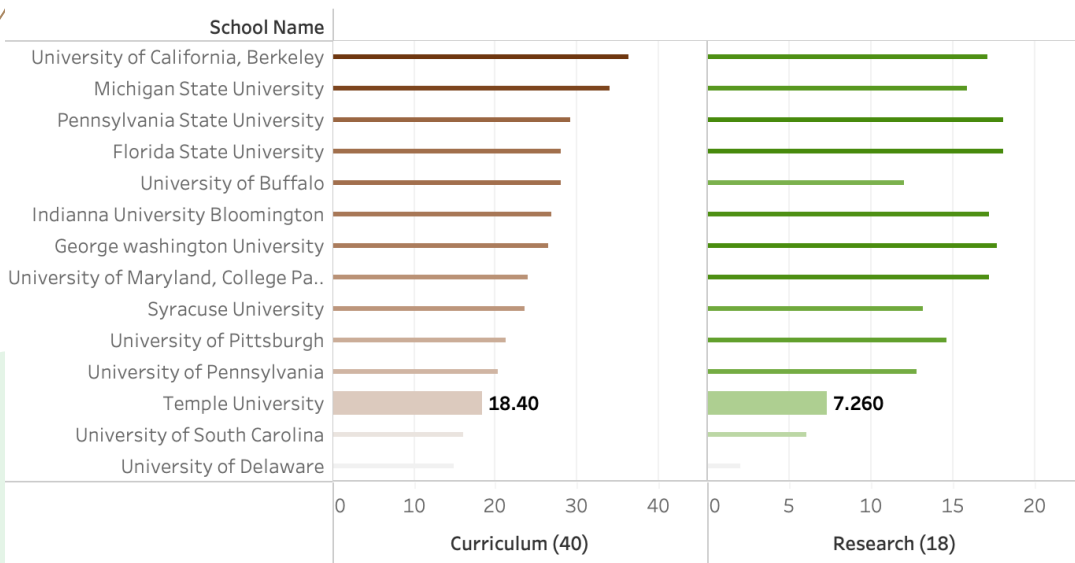


01

Academics

Temple's Standing

Academics



18.4 out of 40.00
Curriculum

Curriculum ▾		18.40 / 40.00
Credit	Status	Points
Academic Courses	✓ Complete	6.33 / 14.00
Learning Outcomes	✓ Complete	0.07 / 8.00
Undergraduate Program	✓ Complete	3.00 / 3.00
Graduate Program	✓ Complete	3.00 / 3.00
Immersive Experience	✓ Complete	2.00 / 2.00
Sustainability Literacy Assessment	✗ Not Pursuing	0.00 / 4.00
Incentives for Developing Courses	✗ Not Pursuing	0.00 / 2.00
Campus as a Living Laboratory	✓ Complete	4.00 / 4.00

7.26 out of 18
Research

Research ▾		7.26 / 18.00
Credit	Status	Points
Research and Scholarship	✓ Complete	4.26 / 12.00
Support for Research	✓ Complete	3.00 / 4.00
Open Access to Research	✓ Complete	0.00 / 2.00

Reccomendation: AC-2 Learning Outcomes

University of California, Berkeley

R1 Research Institution

Score: 85.39

Platinum

American Cultures Requirement

- *Learning outcomes Score: 6.37 / 8.00*
- Required course for all Berkeley students
- Focuses on understanding race, culture, and ethnicity in American society
- Students learn social responsibility as future professionals and citizens

Temple University

Score: 47.82

Silver

Race and Diversity General Education Requirement

- Student are required to take one 3-credit course from Race and Diversity classes
- Students learn the relationships among diversity, justice and power
- Equipped with cultural understanding for future

Reccomendation: AC-2 Learning Outcomes (*cont.*)

**University of California,
Berkeley**

R1 Research Institution

Score: 85.39

Platinum

New Version Opportunity:

- “Number of graduates from degree programs that require an understanding of the concept of sustainability”
- Berkley listed 21,033 students
- Wider range of degree programs

**Temple
University**

Score: 47.82

Silver

In the New Version:

- Compare learning objective for courses
 - Assess the baseline for “an understanding of the concept of sustainability”

Reccomendation: AC-6 Sustainability Literacy

Michigan State University

R1 Research Institution

Score: 70.85

Gold

Campus Sustainability Survey Procedure

- Score: 4.00 / 4.00
- Survey administered to entire student population via email
- Questions asked regarding living arrangements, sustainability attitudes; and sustainable actions taken on campus, i.e. alternative transportation; recycling; energy conservation; food waste and plastic use.


Temple University

Score: 47.82

Silver

Sustainability Survey

- Temple already utilizes this technique with Course Feedback forms
- Can collect data on knowledge of sustainability practices in students' personal habits and campus initiatives
- Administer based on Sustainability Culture survey results

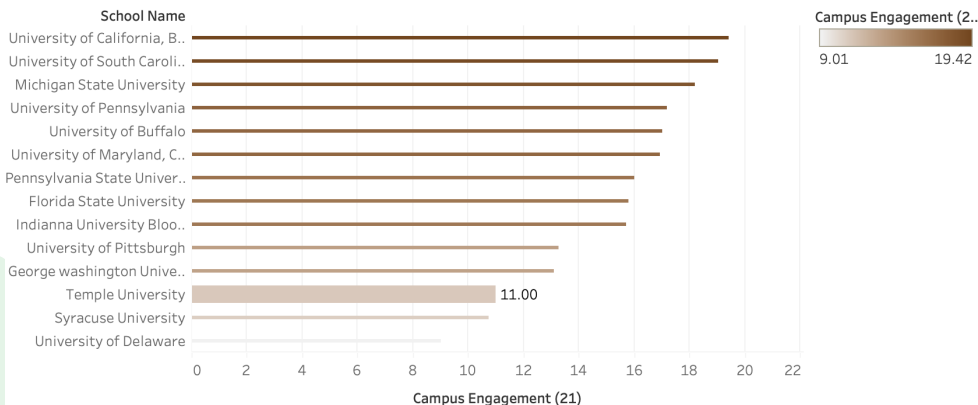


02

Engagement

Temple's Standing

Engagement



11.00 out of 21.00

Campus
Engagement

Campus Engagement +

11.00 / 21.00

Credit	Status	Points
Student Educators Program	✗ Not Pursuing	0.00 / 4.00
Student Orientation	✓ Complete	2.00 / 2.00
Student Life	✓ Complete	2.00 / 2.00
Outreach Materials and Publications	✓ Complete	2.00 / 2.00
Outreach Campaign	✓ Complete	4.00 / 4.00
Assessing Sustainability Culture	✗ Not Pursuing	0.00 / 1.00
Employee Educators Program	✗ Not Pursuing	0.00 / 3.00
Employee Orientation	✓ Complete	1.00 / 1.00
Staff Professional Development	✗ Not Pursuing	0.00 / 2.00

Reccomendation: EN-1 Student Educators Program

University of South Carolina

R1 Research Institution

Score: 45.79

Silver

Sustainable Carolina Leadership Program

- *Student Educators Program Score: 4.00 / 4.00*
- Student branch of Office of Sustainability
- Encourage change throughout university with community programs and campus-wide events
- Students placed on to project teams by staff members based on their goals

Temple University

Eco Reps Program

- *Student Educators Program Score: 0.00 / 4.00*
- Student program in Office of Sustainability
- Peer education program which trains students to lead sustainable change and climate action on campus
- Includes programming, volunteer opportunities, and leadership development

Reccomendation: AC-1 Academic Courses

	2020 STARS report	2020-2021 Sustainability Annual Report
Undergraduate sustainability courses offered	108	119
Graduate sustainability courses offered	45	51
Undergraduate courses that include sustainability	174	185
Graduate courses that include sustainability	58	36
Number of academic departments that offer at least one sustainability course and/or course that includes sustainability	68	73

Insert search code for
sustainability and sustainability
tagged courses

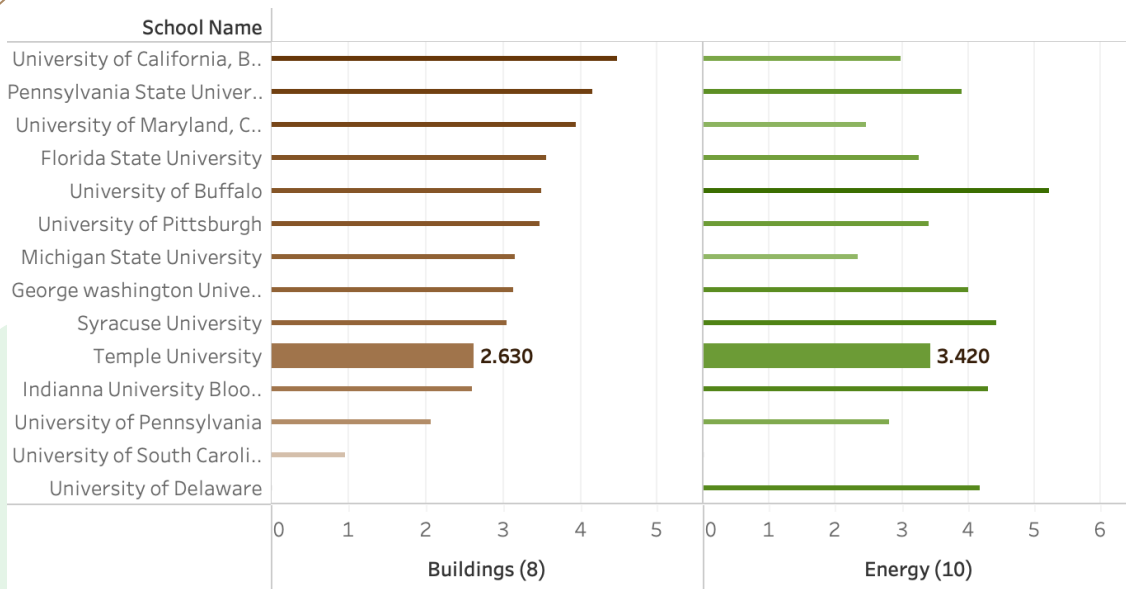


03

Operations

Temple's Standing

Buildings and Energy



2.63 out of 8.00
Buildings

Buildings +

2.63 / 8.00

Credit

Status

Points

Building Operations and Maintenance

✓ Complete

1.00 / 5.00

Building Design and Construction

✓ Complete

1.63 / 3.00

3.42 out of 10.00
Energy

Energy +

3.42 / 10.00

Credit

Status

Points

Building Energy Consumption

✓ Complete

3.31 / 6.00

Clean and Renewable Energy

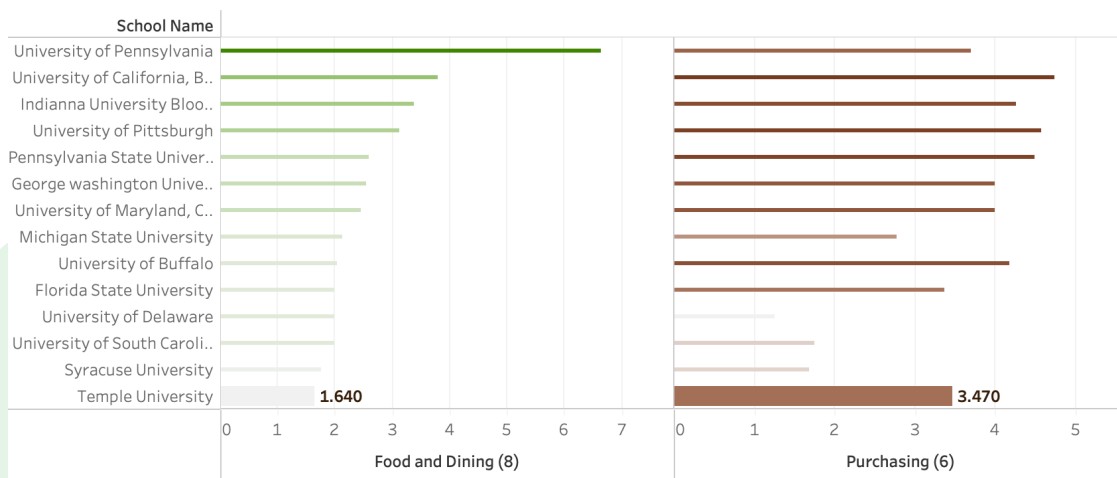
✓ Complete

0.11 / 4.00

Temple's Standing

1.64 out of 8.00
Food & Dining

F&D and Purchasing



Food & Dining +

1.64 / 8.00

Credit	Status	Points
Food and Beverage Purchasing	✓ Complete	0.14 / 6.00
Sustainable Dining	✓ Complete	1.50 / 2.00

3.47 out of 6.00
Purchasing

Purchasing +

3.47 / 6.00

Credit	Status	Points
Sustainable Procurement	✓ Complete	1.75 / 3.00
Electronics Purchasing	✓ Complete	0.56 / 1.00
Cleaning and Janitorial Purchasing	✓ Complete	0.76 / 1.00
Office Paper Purchasing	✓ Complete	0.40 / 1.00

Recommendation: OP-7 Food Beverage Purchasing

University of Pennsylvania

Commonwealth Institution

Score: 66.3

Gold

- OP-7 Score: 4.63 / 6.00
- 61.94% of total annual food and beverage expenditures are for products that are sustainably or ethically produced
- 30.51% of total annual food and beverage expenditures are on plant-based foods
- They use weekly financial reports and daily purchase planners/budgets to conduct inventory and account for seasonal variation

Temple University

Score: 47.82

Silver

- OP-7 Score: 0.14 / 6.00
- Did not pursue credit for "expenditures on conventional animal products"
- 100% of animal products purchased labeled as conventional (meat, poultry, fish/seafood, eggs, and dairy products that do NOT qualify in either the Third Party Verified or Local & Community-Based category), but sustainable seafood and organic animal products are listed under "A brief description of the sustainable food and beverage purchasing program"

Conclusion

- Temple may report higher percentage for "total annual food and beverage expenditures on products that are sustainably or ethically produced" and "total annual food and beverage expenditures on plant-based foods" under new report version
- Temple can use more frequent reports to conduct inventory and account for seasonal variation

Reccomendation: OP-6 Clean and Renewable Energy

Column1	Temple University	University of Buffalo	George Washington University
OP- 6Score (4.00)	0.11	2.19	0.92
Total Energy Consumption (MMBtu)	1718502.03	1364706	1092662.24
Total Clean and Renewable Electricity Generated On Site (MMBtu)	229	2416	14.85*
Percentage of Total Energy Consumption from Clean and Renewable Sources	2.65%	54.86%	23%

*George Washington University imports more (250,632.35 MMBtu) electricity from certified/verified clean and renewable sources (i.e., bundled green power purchases) rather than generate it on-site.



04

Innovation & Leadership

Dining Services Certification
Academy-Industry Connections
Sustainability Office Diversity Program
Green Laboratory Program Diversity and Equity Recognition
Campus Pride Index Sustainability Projects Fund
Textbook Affordability Green Event Certification
Bicycle Friendly University Green Athletics
Voter Education and Support Grounds Certification
Sustainability Course Designation Fair Trade Campus
Community Garden
Single-Use Plastic Ban Pest Management Certification
Food Bank "Sustaining Sustainability" Podcast Series

Top tag-words found in Innovation and Leadership Programs

Notable Credits- Innovation and Leadership

University of Pittsburgh- Pitt Pantry

- 0.50 / 0.50
- Donation and volunteer-based pantry that all students have access to
- *Temple equivalent: Cherry Pantry*

University of California, Berkeley- Single Use Plastic Ban

- 0.50 / 0.50
- In April 2020, UC Berkeley committed to the strongest plastic ban in the country
- Goes beyond common targets (food ware and plastic bags) and addresses products in campus academics

University of Delaware- Swipe Out Hunger

- 0.50 / 0.50
- Students, staff and faculty participate in a three-day meal swipe donation
- Dining Services will add donated swipes directly onto the meal plan of a student in need

George Washington University- Practitioner Forum

- 0.50 / 0.50
- The Sustainability Minor has formalized professional development as part of its curricular requirements

Florida State University- Campus Pride Index

- 0.50 / 0.50
- Rated 4 under the Campus Pride Index (<https://www.campusprideindex.org/>)
- Diversity and Inclusion Council fully embraces the mission of enhancing diversity and inclusiveness throughout the entire campus community
- Student Diversity and Inclusion Council (SDIC): A body composed of diverse student leaders serving under the auspices of the Office of the President
- *Temple equivalent: The Office of Institutional Diversity, Equity, Advocacy and Leadership, In 2020, Temple committed \$1 million to combat racism.*